

발간등록번호

51-6110000-001655-01

Guidebook for
Living in Seoul



Guidebook for Living in Seoul



CONTENTS

Immigration



Immigration Contact Center	07
Immigration Offices	08
Visas	08
Staying in Korea	08
Alien Registration	09
Overseas Koreans	12
Departures	13
Q&A	14

Residence



Types of Residences	16
Lease Contracts	16
Moving	17
Electricity/Gas/Waterworks	18
Trash Disposal	19
Q&A	25

Transportation



Transportation Cards	28
Subway	30
Intra-city Buses	31
Taxis	33
Bicycles	34
Express Buses	36
Trains & Airplanes	37
Lost & Found	37
Q&A	38

Education



Education System	40
Educational Institutions	40
Korean Language Education	44
Q&A	46

Medical Care



Korea's Health Care Systems	48
Medical Services for Foreigners	51
Health Insurance System	56
Q&A	58

Work & Labor



Job-seeking for Foreigners	60
Procedures for Obtaining a Work Visa	60
Visas Requiring a Work Permit	62
Labor Laws	63
Four Types of Insurance	63
Support for Foreign Workers and Information Center	64
Job & Employment Websites	65
Q&A	66



Driving



Driver's Licenses	68
Traffic Accidents	73
Vehicle Registration & Cancellation ..	74
Rent-a-car & Car Sharing	77
Motorcycles	78
Q&A	79

TELECOMMUNICATIONS & FINANCE



Telecommunications Services	81
Financial Services	84
Q&A	87

Leisure Activities



Parks in Seoul	89
Sporting Facilities	91
Cultural Assets & Cultural Facilities ..	91
Touring Seoul	97
Traditional Markets in Seoul	97
International Grocery Stores	99
Volunteering	100
Q&A	100

Administration



International Marriages	102
International Divorces	104
Birth & Death Reports	104
Legal Seal	105
Tax	105
Non-smoking Policy	107
Pets	108
Law & Order	108
Q&A	110

Directory



Hospitals	112
Community Health Centers	113
Libraries	115
Banks	116
Foreign Cultural Centers in Korea	116
Seoul Capital Area Subway Map ..	117
Support Center for Foreign Residents	118
Embassies in Korea	120
District (Gu) Offices	125
Useful Contact Numbers	126
Emergency Contact Numbers ..	127



GUIDEBOOK FOR LIVING IN SEOUL

IMMIGRATION



- 01 Immigration Contact Center
- 02 Immigration Offices
- 03 Visas
- 04 Staying in Korea
- 05 Alien Registration
- 06 Overseas Koreans
- 07 Departures
- + Q&A

01 Immigration Contact Center



The Immigration Contact Center provides foreigners with administrative services and information on life in Korea on topics including immigration, stays, citizenship, investments, employment, etc., in multiple languages.

1345 IMMIGRATION CONTACT CENTER

What is the Immigration Contact Center?



The Immigration Contact Center helps foreigners in Korea by providing a variety of services relating to immigration, stays, citizenship, investments, employment, etc.

How can I use this service?



Just call **1345**
From abroad, dial **82-1345**
82-2-6908-1345-6



Fax **1577-1346**
02-2650-4550

The 1345 Immigration Contact Center provides service in 20 languages* including Korean, English, and Chinese in the daytime (9:00 am - 6:00 pm) and in Korean, Chinese, and English at night (6:00 pm - 10:00 pm).

*20 languages

Korean, English, Chinese, Japanese, Russian, Vietnamese, Thai, Mongolian, Indonesian, French, Bengali (Bangladesh), Urdu (Pakistan), Nepali, Khmer (Cambodia), Burmese, German, Spanish, Tagalog (Philippines), Arabic, and Sinhalese (Sri Lanka)

What kind of help can I get from the Immigration Contact Center?



Anyone, including employers, immigrants by marriage, and foreigners residing in Korea can receive help relating to immigration (stays, citizenship, investments, visas, etc.) and living in Korea.

02 Immigration Offices



Immigration Offices handle immigration affairs for foreigners in Korea, including entry into Korea, staying in Korea, and visa issues. The first step is to find out which immigration office has jurisdiction over your domicile. After preparing the required documents for your immigration matter, make a reservation via the Hi Korea website (www.hikorea.go.kr) before your visit.

Jurisdiction

- 1 **Seoul Immigration Office** : Yongsan, Seongdong, Gwangjin, Dongjak, Gwanak, Seocho, Gangnam, Songpa, Gangdong, and Gyeonggi-do (Anyang, Gwacheon, Seongnam, and Hanam)
- 2 **Seoul Immigration Office Sejongno Branch** : Eunpyeong, Jongno, Jung-gu, Seongbuk, Dongdaemun, Jungnang, Gangbuk, Dobong, and Nowon
- 3 **Seoul Southern Immigration Office** : Seodaemun, Mapo, Yeongdeungpo, Gangseo, Yangcheon, Guro, Geumcheon, and Gyeonggi-do (Gwangmyeong)

03 Visas



A foreigner who visits the Republic of Korea shall have a visa suitable for his/her purpose of visit, such as work, travel, or study. The visa shall be attached to his/her passport. Even if you have a visa, you may still not be permitted to enter the Republic of Korea.

1 Visa types by status of stay

Diplomat (A-1), Foreign Government Official (A-2), Conventions/Agreements (A-3), Short-term Employee (C-4), Professor (E-1), Foreign Language Instructor (E-2), Researcher (E-3), Technical Instructor / Technician (E-4), Professional (E-5), Artist (E-6), Foreign National of Special Ability (E-7), Non-professional (E-9), Crew Employee (E-10), Working Holiday (H-1), Work and Visit (H-2), Short-term News Coverage (C-1), Short-term General (C-3), Korean Arts and Culture (D-1), Study (D-2), Industrial Trainee (D-3), General Trainee (D-4), Long-term News Coverage (D-5), Religious Worker (D-6), Intra-company Transfer (D-7), Investment (D-8), International Trade (D-9), Family Visitor or Dependent Family (F-1), Residence (F-2), Accompanying Spouse/Child (F-3), Overseas Korean (F-4), Permanent Resident (F-5), Marriage Migrant (F-6), Miscellaneous (G-1)

2 How to apply for a visa

- **Where to apply for and receive a visa** : Embassies or Consulates of the Republic of Korea
 - ⇒ In certain cases, immigration offices or their branch offices (Sejongno, Ulsan, Donghae, and Sokcho) may issue a confirmation (or confirmation number) of visa issuance.
- **Required documents** : Passport, visa application form, and other documents required for the status of stay (Visit www.hikorea.go.kr for further information).
- **Fee** : Fees may vary depending on the length of stay, generally ranging from \$40 to \$90.

04 Staying in Korea



Hi Korea @ www.hikorea.go.kr

You can file an e-application or make a reservation (required) for a visit via Hi Korea, the e-government system for foreigners. You cannot make a reservation for a same-day visit. In cases of requesting permission for an extension of your stay, you may make a reservation for a visit no earlier than four months prior to the expiration date of your stay. Reservations may be canceled up until the previous day.



1 Length of stay

Short-term stays : 90 days or less / Long-term stays: 91 days or longer / Permanent: No limitations

*In the case of long-term and permanent stays, you will need to file as an alien or report your domestic place of residence within 90 days from the date of entry.

2 Programs for foreigners who have just entered Korea

The Republic of Korea provides a variety of programs to help foreigners adjust to Korea. To learn more or join a program, visit the Immigration & Social Integration Network of the Ministry of Justice website (www.socinet.go.kr).

■ Early Social Adjustment Program

- Intended for : Foreigners who intend to stay in the Republic of Korea long-term
- Duration : 2 - 3 hours
- Languages : Korean/Chinese/Vietnamese/English/Russian/Japanese/Mongolian/Tagalog/Cambodian/Thai/French/Indonesian/Nepali

■ Korea Immigration and Integration Program (KIIP)

- Intended for: Immigrants and foreigners who intend to settle down in Korea
- Curriculum: Korean language and culture ⇨ Introductory course: 15 hours / Levels 1 - 4: 100 hours each
Understanding of Korean Society ⇨ Levels 1 - 5: 50 hours for the basic course, 20 hours for the advanced course

3 Other information

Type	Subject	Application Period	Application Process
Extension of Stay	Foreigners who intend to stay in the Republic of Korea beyond the permitted period of stay	An applicant shall apply for an extension of stay within the period four months prior to the expiration date of the stay	
Change in Status of Stay	Foreigners who intend to stop the activity corresponding to their current status of stay and engage in any other activity corresponding to another status of stay	Before an applicant engages in any other activity corresponding to another status of stay, he/she shall obtain permission to change status of stay at the immigration office having jurisdiction over his/her address	An applicant or his/her authorized representative shall submit the required documents for the status of stay to the Immigration Office having jurisdiction over his/her address.
Acquisition of Status of Stay	Those who have lost their Korean nationality or were born in the Republic of Korea, or foreigners who had stayed in the Republic of Korea without a status of stay and have later obtained a new status of stay	An applicant shall apply for a status of stay within 30 days from the date on which the grounds for acquisition of the status of stay occurs. If a foreigner who should obtain a status of stay departs from the Republic of Korea within 30 days from the date on which such grounds occurs, he/she may depart without obtaining the status of stay. (Those born in Korea shall apply for a status of stay within 90 days.)	

*If a foreigner with a status of stay for work intends to change his/her workplace or add a workplace within the scope of his/her status of stay, he/she shall obtain prior permission or report the matter later. He/She may face a penalty if the application period is exceeded.

05 **Alien Registration**



A foreigner who intends to stay in the Republic of Korea for a period of time exceeding 90 days shall be issued an alien registration card. A foreigner who has completed alien registration becomes entitled to health insurance benefits, and his/her children may enter a Korean or international school. Foreigners shall carry their alien registration card at all times.



1 Applicable persons

- Foreigners who intend to stay in the Republic of Korea for 91 days or longer
- Those who have lost their Korean nationality and have obtained a foreign nationality
- Foreigners born in the Republic of Korea who intend to stay in Korea for more than 91 days from the date on which they obtained a status of stay

※ Individuals exempt from alien registration

- Diplomat (A-1), Foreign Government Official (A-2), Conventions/Agreements (A-3) visa holders and their families
- Canadian citizens who intend to stay in the Republic of Korea for less than six months and engage in any activity corresponding to any of the following statuses of stay : Korean Arts and Culture (D-1), Religious Worker (D-6), Family Visitor or Dependent Family (F-1), Accompanying Spouse/Child (F-3), Miscellaneous (G-1)
- Those who engage in important diplomatic, industrial, or national security affairs, their families, and foreigners for whom it is specifically deemed necessary by the Minister of Justice to be excluded from alien registration

2 Registration period

- **Foreigners who intend to stay in the Republic of Korea for 2 days or more** : Within 90 days from the date of entry
- **Foreigners who have been granted a status of stay or obtained permission to change the status of stay** : Immediately after the applicant obtains permission

3 Registration procedure and receiving your alien registration card

An alien registration applicant shall submit the following documents to the immigration office having jurisdiction over his/her address or its branch office.

- Alien registration application form, passport, one color photograph (3.5cm×4.5cm), required documents for the status of stay, and 30,000 won for fees
- The term of validity for alien registration is one year, and shall be renewed before it expires.
- Required lease contract documents vary depending on the visa type.
- You may receive an alien registration card in person at the immigration office or branch office where you filed the application, or by mail. It will take about four weeks to receive your card.

※ You will need to make a reservation in advance via the Hi Korea website (www.hikorea.go.kr) before you visit the immigration office.

4 Reporting obligations

Foreigners are obligated to report on the following matters. Failure to report may result in a penalty, fine, or prosecution/legal punishment.

※ Obligation to report changes in alien registration information

A foreigner who has filed for alien registration shall report changes in registered matters to the immigration office, if any of the following matters changes.

■ How to report

- If the foreigner's name, gender, date of birth, or nationality changes or the number, date of issuance, or term of validity of his/her passport changes;
- If the name of an organization or a group where a foreigner with a Korean Arts and Culture (D-1), Study (D-2), General Trainee (D-4), Long-term News Coverage (D-5), Religious Worker (D-6), Intra-company Transfer (D-7), Investment (D-8), or International Trade (D-9) visa belongs changes.
- **Reporting period** : Within 14 days from the date on which any such grounds occurs
- **How to report** : An applicant or his/her authorized representative shall submit the required documents to the immigration office holding jurisdiction over the applicant.
- **Required documents** : Passport, alien registration card, form to report on a change in alien registration information, documents proving such change

■ Obligation to report a change of domicile

If a foreigner who has filed for alien registration changes his/her domicile, he/she shall report such change to an administrative office (Si/Gun/Gu /Eup/Myeon/Dong), or alternatively the immigration office, which has jurisdiction over the new domicile, within 14 days from the date on which he/she moves into the new domicile.

- **Required documents** : Passport, alien registration card, form to report on a change in domicile, and documents proving change in domicile

■ Employer's obligation to report

An employer of a foreigner, or the representative of an industrial training company for foreigners, shall report any of the following circumstances to the Immigration Office within 15 days from the date on which she or he has gained the knowledge of such grounds that occur.

■ Circumstances to be reported

- A foreign worker has been dismissed, or has resigned or died;
- The whereabouts of the employed foreigner become unknown;
- Important terms related to the foreigner's employment contract have been amended.
e.g.: The term of the employment contract, name of the workplace, or address of the employer or workplace changes; the foreign worker is dispatched to another business premises (a change in business premises); the employed foreigner violates the Immigration Act or other relevant regulations

■ International students' obligation to report

An international student or his/her authorized representative may change registered matters, apply for an extension of stay, or report a change in his/her domicile.

- **Reporting period** : Within 14 days of becoming aware of such changes

※ **International students with a Study (D-2) or Korean Language Trainee (D-4-1) visa who intend to have a part-time job**

shall obtain permission from the immigration office. He/She may have a part-time job which is deemed to be closely related to his/her major or to be suitable for students according to social norms or a simple labor job which is not restricted, or may work as a store clerks, restaurant employees, event staff, etc. He/She may work for up to one year, within the period of stay. Refer to Page 62 for further information.

■ Obligation to surrender an alien registration card

If falling under any of the following cases, a foreigner's alien registration card shall be surrendered to the immigration office.

● Reasons for surrendering of alien registration card

- If the registered foreigner leaves the Republic of Korea permanently;
- If the registered foreigner renounces his/her nationality and acquires the nationality of the Republic of Korea;
- If the registered foreigner becomes deceased;
- If the registered foreigner is exempted from alien registration.

● When to surrender

- If leaving permanently, when the foreigner departs the Republic of Korea for good;
- If the registered foreigner has acquired the nationality of the Republic of Korea, within 30 days from the date of acquisition of Korean nationality. In this case, he/she shall submit documents proving his/her acquisition of Korean nationality, as well as loss of foreign nationality.
- If the registered foreigner becomes deceased, his/her alien registration card shall be surrendered with a death certificate, a post-mortem examination report, or other documents proving his/her death within 30 days from the date on which his/her death is confirmed.

■ Obligation to have a tuberculosis (TB) test

If a national of a high-risk TB country applies for a visa in his/her country, or applies for a change in the status of stay or an extension of stay in Korea, he/she shall submit a TB test report. A-1, A-2, and A-3 visa holders and children under the age of six are exempted. You can get a TB test at a community health center. The term of validity for a TB test report is three months.

※ **High-risk TB countries**

① Nepal ② East Timor ③ Russia ④ Malaysia ⑤ Mongolia ⑥ Myanmar ⑦ Bangladesh ⑧ Vietnam ⑨ Sri Lanka
⑩ Uzbekistan ⑪ India ⑫ Indonesia ⑬ China ⑭ Cambodia ⑮ Kyrgyzstan ⑯ Thailand ⑰ Pakistan ⑱ Philippines ⑲ Laos



"Overseas Korean" include Korean nationals residing abroad and foreign-nationality Koreans. A Korean national residing abroad is a national of the Republic of Korea who has acquired the right of permanent residence in a foreign country or is residing in a foreign country with a view to living there permanently. A foreign-nationality Korean is a person meeting certain conditions who, having held the nationality of the Republic of Korea or as a lineal descendant of such a person, has acquired the nationality of a foreign country. Those who stay abroad for a short period of time are not deemed overseas Koreans.

1 Reporting place of residence in the Republic of Korea

- The place of residence is where the person will reside for at least 30 days. Although reporting on place of residence is optional, those who have reported the place of residence may be granted advantages.
- If a Korean national residing abroad enters or departs Korea to stay in Korea or abroad for at least 30 days, he/she may be issued a resident registration certificate for Korean nationals residing abroad by filing a moving-in report with an Eup/Myeon Office or a community service center.
- Even though the holder of a resident registration certificate for Korean nationals residing abroad moves abroad, his/her resident registration status is maintained. With a resident registration certificate, he/she may engage in economic activities, including financial activities and real estate transactions, as a national of the Republic of Korea.

2 Reporting period

- There is no designated reporting period. However, a foreign-nationality Korean who has not reported a domestic place of residence shall file for alien registration within 90 days from the date of entry.
- A foreigner who has been granted an Overseas Korean (F-4) visa or obtained permission to change the status of stay shall report the domestic place of residence immediately.

3 Benefits of reporting on the place of residence in the Republic of Korea

- Once overseas Koreans report the domestic place of residence, they are issued a report card of the domestic place of residence for Korean nationals residing abroad and foreign-nationality Koreans. A report card of the domestic place of residence may substitute for an alien registration card.
- An overseas Korean who has reported the place of residence may be granted advantages with real estate transactions, financial and foreign exchange transactions, health insurance, pension, and compensation for family members of persons of distinguished service to the State and persons of distinguished service to independence. He/She may depart from and reenter the Republic of Korea within the period of stay without a reentry permit.
- In the Republic of Korea, an overseas Korean who has reported the place of residence may have any job except simple labor jobs and speculative acts.

4 How to report and required documents

An overseas Korean who intends to report the place of residence shall file the following required documents in person with the immigration office having jurisdiction over the residence.

Common Documents Required		Documents Required to Report on Change in Place of Residence
Korean nationals residing abroad	<ul style="list-style-type: none"> ● Passport, or foreigner entry permit and a copy of the passport page containing the photo and personal information ● One photograph (3.5cm X 4.5cm) 	Report of the domestic place of residence for Korean nationals residing abroad Basic certificates Certificate of family relations (for those whose family relations need to be confirmed) A certified copy of resident registration cancellation (except for foreign permanent residents born abroad) A copy of the document evidencing the right of permanent residence in the country of residence or other documents proving the acquisition of the status of stay for the purpose of long-term residence
Foreign-nationality Koreans		<ul style="list-style-type: none"> ● Report of the domestic place of residence for foreign-nationality Koreans ● Basic certificates closed by the loss of Korean nationality (if closed on or after January 1, 2008), deleted certified copies stating the loss of Korean nationality (if deleted after January 1, 2008), and a receipt of the report of the loss of nationality (issued by a diplomatic establishment abroad)

※ If deemed necessary during the screening process, some documents may be additionally required or excluded.

5 Overseas Koreans reporting on change in domestic place of residence

When an overseas Korean who has reported a domestic place of residence intends to change his/her place of residence, he/she shall report such change to the Si/Gun/Gu office or immigration office having jurisdiction over the new address within 14 days from the date on which he/she moves to the new place of residence.

※ **Documents required for reporting a change in place of residence**

Passport, report card of the domestic place of residence, form to report a change in the domestic place of residence, and other documents proving the change in the place of residence

6 Return of a report card of the domestic place of residence

In any of the following cases, an overseas Korean shall return his/her report card of the domestic place of residence to the Immigration Office or its branch office.

- When a foreign-nationality Korean acquires the nationality of the Republic of Korea;
- When a foreign-nationality Korean becomes disqualified for sojourn as an overseas Korean;
- When a Korean national residing abroad becomes deceased in the Republic of Korea;
- When an overseas Korean departs from the Republic of Korea without an intention to reenter within the period of stay under the status of stay as an overseas Korean.
 - ※ If an overseas Korean fails to return his/her report card of the domestic place of residence within 14 days from the date on which any of such grounds occurs, he/she may face a fine.

07 Departures



- A foreigner with a valid passport may freely depart the Republic of Korea. However, a suspected criminal may be detained in or deported from the Republic of Korea. A foreigner who intends to depart from the Republic of Korea beyond the permitted period of stay shall go through certain procedures at the immigration office.
- A foreigner who departs from the Republic of Korea permanently shall return his/her alien registration card during the departure inspection. A foreigner whose departure is prohibited may be subject to a restricted status of stay and scope of activities. A foreigner who still stays in the Republic of Korea after the deadline for departure may be deported or subject to criminal penalties. A foreigner subject to a departure prohibition order may file a written objection with the Ministry of Justice within 10 days after receipt of the departure prohibition order.
 - ※ Call 1345 or visit the Hi Korea website (www.hikorea.go.kr) for further details.



I want to know more about reentry permits.



If the remaining period of departure is one year or less, you are exempted from reentry permit. However, you should obtain a reentry permit if you intend to enter the Republic of Korea after a lapse of one year.

※ G-1 visa is not applied in all cases. Check with the immigration office in advance.

My period of stay will expire soon, but I'm not prepared to depart Korea yet. Until when can I obtain permission for an extension of stay for departure?



Permission for an extension of stay for departure may be granted for a period of up to 30 days from the expiration date of the period of your stay. To extend your period of stay, you should present a valid airline ticket whose date of departure is within 30 days, your alien registration card, and passport. You can only apply for an extension of stay prior to the expiration date of your period of stay.

I heard that I should return my alien registration card at the airport during the departure inspection if the deadline for departure has expired. However, I lost my alien registration card two days before my departure.



If you fail to return your alien registration card, you may face a fine. In principle, you would need to be reissued an alien registration card under such circumstances. However, as the date of departure is imminent, you can apply for the reissuance of an alien registration card at the immigration office having jurisdiction over your residence and submit the reissuance receipt instead of your alien registration card.

If a missionary with a D-6 (Religious Worker) visa intends to teach a foreign language at a language institute while continuing to engage in religious activities, should he/she obtain permission to do so from the immigration office?



A D-6 visa holder may train his/her coworkers in a foreign language at the workplace or teach a foreign language as volunteer work (non-profit, for free) at social welfare facilities, such as schools and religious institutions, or at community service centers, without additional permission. If he/she intends to focus more on teaching a foreign language than on religious activities, or on profiting as a foreign language instructor, he/she should give up the D-6 visa and reenter the Republic of Korea to be issued a new visa.

I have applied for an alien registration card, but I cannot go to the immigration office to pick it up in person due to personal circumstances. What should I do?



If you cannot receive your alien registration card in person, an authorized representative may pick it up for you. You should give your authorized representative a power of attorney, and the authorized representative should submit it to receive the alien registration card. If you wish to receive the alien registration card by mail, you should apply for the mailing service with the immigration office. In this case, you will bear the mailing expenses.

GUIDEBOOK FOR LIVING IN SEOUL RESIDENCE



01 Types of Residences

02 Lease Contracts

03 Moving

04 Electricity/Gas/Waterworks

05 Trash Disposal

+ Q&A

01 Types of Residences



1 Apartment

An apartment refers to a five-story or higher multi-unit building consisting of independent houses. Generally, an apartment complex has amenities, stores, and parking lots, and janitors are employed in the complex. Residents should pay management expenses every month, including public utility charges such as electric bills, water fees, gas bills, etc.

2 Officetel (for residence)

An officetel, a portmanteau of "office" and "hotel", refers to an office space equipped with residential facilities. It is classified as a business facility under the Building Act. However, many office workers and single-person households tend to prefer this type of residence because it includes built-in furniture and home appliances for residents' convenience. Most officetels have parking lots. Officetel residents should pay management expenses every month, just like apartment residents.

3 Detached residence

A detached residence refers to a free-standing residential building on land owned by an individual. In most cases, a detached residence is owned by one or two persons (joint ownership).

4 Tenement/multi-household house

A tenement, a type of Western-style multi-occupancy building, refers to a four-story or lower multi-unit building consisting of two or more houses. A multi-household house is a residential building where several households can live together.

5 Studio apartment

A studio apartment is similar to an officetel, but smaller. Studio apartments are divided into the separated kitchen type and all-in-one type, depending on their structure. As the rent is cheaper for a studio apartment than an officetel, they are generally concentrated near colleges.

6 Boarding house

Residents can stay in a boarding house by paying the monthly rent only, without need for a deposit. The monthly rent includes housing expenses, utility charges, and breakfast and dinner expenses. Numerous residents live in a boarding house and should share the kitchen, living room, washrooms, etc. Generally, the owner also lives in the boarding house. Many boarding houses are concentrated near colleges.

7 Gosiwon

A gosiwon has the cheapest deposit and monthly rent. A gosiwon unit is very small and only suitable for a single-person household. Residents share a kitchen, washrooms, showers, etc., and may cook if they want. Many gosiwon facilities provide basic food ingredients, such as rice, eggs, and kimchi, for free.

02 Lease Contracts



1 Deposit-based lease (jeonse)

- A deposit-based lease is one type of way to lease a house. The lessee makes a lump-sum deposit on a rental space to the property owner and uses the house for a period of one or two years, according to the lease contract. The lessee shall pay 10% of the security deposit for the lease as a down payment when concluding the contract, and settle the balance when moving in.
- The lessee shall maintain the original house conditions during the term of the lease. If he/she wants interior work done, he/she shall obtain consent from the property owner in advance.
- The property owner shall return the full amount of the security deposit to the lessee at the end of the lease.

2 Monthly lease

- Under a monthly lease contract with a term of one or two years, the lessee may use the house by paying a deposit upfront and rent every month. The amount of the deposit is generally 10 to 20 times the monthly rent.

- The lessee shall pay 10% of the security deposit for the lease as a down payment and settle the balance when moving in. If the lessee cancels the lease during the term of the contract, the down payment shall not be returned. If the property owner cancels the contract, he/she shall pay twice the amount of the down payment to the lessee.
- In principle, the full amount of the security deposit is returned after termination of the contract. In special cases, such as arrears of monthly rent or utility charges, these expenditures are deducted from the security deposit, and the remaining amount is returned.
- Real estate agent commissions vary depending on the type of residence and area, as well as the transaction amount. You can find real estate agencies that provide services in foreign languages (mainly English, Chinese, and Japanese) via the Seoul Metropolitan Government's Real Estate Information Center website (<http://land.seoul.go.kr>).

03 Moving



1 Things to look out for before moving in

- Check the conditions of the house thoroughly before you move in. If there are any issues, take a picture and notify the real estate agent or property owner of it before you unpack.
- If you want to paint or repair the house, you should obtain permission from the property owner in advance.
- If you move out, do not forget to return the house keys to the owner after receiving the security deposit to avoid potential conflict.
- Before you depart the Republic of Korea, be sure to pay all management expenses and utility charges, including electric bills, gas bills, and water fees, to avoid disruptions during your immigration inspection.

WHAT TO REMEMBER WHEN MOVING OUT!

Make sure all utility charges and management expenses are paid.

Pay all of your utility charges, such as electric bills, gas bills, and management expenses, and keep the receipts just in case.

Inquiries

- City gas : 1588-5788
- Water and sewage : 120
- Electricity : 123

2 Moving options

- **Call van moving company** : Call van moving company: If you do not have a lot of luggage, it is economical to use a call van moving service.
- **General moving company** : If you use a general moving company, you will make a contract for the use of the vehicles, and should pack and arrange your goods by yourself. Prices vary depending on the number of staff required for moving. The number of staff will be determined based on the amount of goods to be moved.
- **Full-service moving company** : A full-service moving company handles the entire moving process, including packing, transport, and unpacking in the new house. You are only expected to take care of your valuables, and all you have to do is to let the movers know how you want the furniture and home appliances laid out when moving in. Prices vary depending on the amount of goods to be moved. You may also use other services, such as cleaning, by paying additional charges.

TIP. What is an implied renewal?

※ You should remember this before the expiration date of your contract. If you want to move out when the current lease contract is terminated, you need to notify the owner of your intention to do so one month before the contract expiration date. Otherwise, the lease contract will be automatically extended even though a new contract was not signed. This is called implied renewal. If the owner does not wish to extend the contract with the current lessee, he/she should ask the lessee to move out two months before the contract expiration date so the lessee can make preparations.

TIP. Other moving services

- If you need a place to store your freight and luggage until you move in, you can use an overseas moving company's freight storage service. Storage fees depend on the number of days your goods will be stored.
- If you want to hire a cleaning service before moving in to your new home, look up "입주청소" (move-in cleaning) or "이사청소" (cleaning before moving in) online.

04 Electricity/Gas/Waterworks

**1 Electricity**

- The standard voltage in Korea is 220V, at 60Hz. You should check the voltage and frequency before using electronics you've brought from abroad. A monthly electric bill is issued on the following month. For multi-unit buildings, such as an apartment or officetel, the bill is included in the management expenses.
- If you have any questions about paying, signing up for, or reporting problems with electric bills, you can call the 24-hour Electricity Customer Center for the Korea Electric Power Corporation (☎123) or visit its website (www.kepco.co.kr) [available in Korean, English, Chinese, French, and Spanish].

2 Gas

- Although most homes in Seoul use city gas, some cities without city gas facilities use LPG. In Seoul, city gas is supplied by Seoul City Gas. If you live in a house that uses LPG, call a nearby gas supplier to order gas for delivery.
- If you want to use city gas after moving in, you should contact a city gas supplier to have it installed. A city gas company employee will visit your place and install the city gas lines on the designated date.
- It is dangerous to install and remove gas lines by yourself. It should be done by a city gas company employee for your safety.
- Visit the Korea Gas Association website (www.citygas.or.kr) for further information on city gas companies near your home.

3 Waterworks

Water fees are charged every two months. Water fees include waterworks, sewage, and water charges. Call the Waterworks Headquarters (☎120) or visit its website (arisu.seoul.go.kr) [available in Korean and English] for further information.

TIP. How to prevent water meters from freezing and bursting in the winter.

Water meters may freeze and burst when the temperature drops below freezing in the winter. Fill the inside of the water meter with an old cloth or towel and cover the outside with vinyl in advance to prevent cold air from getting in. In addition, always leave your faucets dripping to prevent the pipes from freezing.

05 Trash Disposal









1 Sorting trash

Sorting trash refers to separating waste into different elements, such as plastic, paper, vinyl, cans, and so on. General trash and food trash that does not need to be sorted should be disposed of in a standard plastic garbage bag. Through the bag fees, this system encourages recycling and reduces waste.

2 Fines for violations

Seoul's 25 autonomous Districts, or Gus, have their own schedules for throwing out trash. Violating trash regulations or illegally disposing of trash could result in a maximum fine of 1 million won. If you are caught mixing general and food trash, you could also face a fine, which accumulates based on the number of violations committed. (Regulations may vary by district.)

3 General and food waste

Type	Details	Disposal schedule (day and time)	Location	Fees
General waste  Standard Plastic Garbage Bag (General)	Household waste Bones from meat products, shells, garlic and onion skins, disposable tea bags, etc. 	Day Varies by district Time From sunset to midnight	General homes In front of the building, or in the designated place if applicable Apartments and multi-unit buildings Waste collection areas are located in the complex	
Food waste  Standard Plastic Garbage Bag (Food Waste)	Leftovers and food trash generated before and after cooking 	On the designated day of the week, until 10 pm	Detached residences and multi-unit buildings consisting of less than 20 households Put in the designated 25L food waste container  Multi-unit buildings consisting of 20 or more households Put in the complex's designated 120L food waste container 	Multi-unit buildings consisting of 20 houses or more Fees are added to the monthly Management charges.






※ You can purchase standard plastic garbage bags at supermarkets or convenience stores. Prices vary by district.

TIP. Items not to be included in food trash

- **Fruits** : Walnut, chestnut, peanut, acorn, coconut shells, pineapple peels, etc. / Large fruit seeds (apricots, persimmons, etc.)
- **Meat** : Bones and feathers of animals
- **Seafood** : Clam, conch, abalone, cockle, sea squirt, oyster, lobster shells, etc. / Blowfish innards (eggs)

4 Recyclable waste

■ Types of recyclable waste

Type	Recyclable (O)	Non-recyclable (X)
Paper	Newspapers, books, notebooks, wrapping paper, corrugated cardboard, paper bags, paper boxes, and other paper items bearing a recycling symbol 	Vinyl-coated paper bags or paper cups
Glass	Liquor bottles such as beer and soju bottles, soda bottles, and other glass items bearing a recycling symbol 	Plate glass, mirrors, heat-resistant dinnerware, and ivory-colored (cream-colored) glass
Metal	Drink cans, spray cans, butane fuel canisters, aluminum, stainless steel flatware, tools, and other iron/aluminum items bearing a recycling symbol 	Paint cans, oil barrels, harmful substance containers
Styrofoam	EPE foam buffers for home appliances, containers for transporting fishes or fruits, and clean instant cup noodle containers	Disposable plates
Plastic	Items bearing an HDPE, LDPE, PP, PS, PVC, or OTHER recycling symbol 	Pens, socket with button switch, toys, baby walkers, telephones, disposable cameras, electric heaters
Milk cartons	Milk cartons	
Fluorescent lamps	Unbroken fluorescent lamps and bulbs	Broken fluorescent lamps and bulbs
Vinyl	Vinyl bags (white/black/other vinyl bags, instant noodle packages) Items bearing an HDPE, LDPE, PP, PS, PVC, or OTHER recycling symbol 	Dirty vinyl bags

※ Batteries should be disposed of in a designated battery disposal box, located in subway stations, community service centers, schools, etc.

■ Taking out recyclable waste

- Separate recyclable items by material (paper, metal, plastic, glass, vinyl, etc.) and put them in the designated place in front of your house.
- Dirty vinyl may be mistaken for garbage. Collect clean vinyl in a transparent plastic bag before putting it out.
- Each district has its own waste collection day. You will need to check and find out the recyclable waste collection day and put it out at the designated time (from sunset to midnight).



Plastic
(PET bottles, etc.)



Non-flammable waste
(broken glass, coal briquette
ashes, ceramics, etc.)
Bottles



Paper
(Boxes, newspapers, books,
milk cartons, etc.)



Cans/metals



**Styrofoam
and vinyl**
(instant noodle packages,
snack packs, vinyl
products, etc.)

■ Location

Either place recyclable waste in front of your house, in the designated place if in a detached residence, or in the waste collection area if in an apartment complex.

■ Recycling centers and flea markets

Type	Description	Website and Contact information
Recycling Center	The Recycling Center buys and sells used goods to help conserve resources and protect the environment.	Yangcheon-gu www.ycrc.co.kr Dobong-gu 02-902-8272 Seodaemun-gu www.s8272.co.kr Geumcheon-gu/Gwanak-gu www.jungo7282.co.kr Dongdaemun-gu www.dm8272.co.kr
The Salvation Army Thrift Store	The Salvation Army Thrift Store accepts donations of goods from individuals or companies and sells them at low prices.	www.nanumistore.org [Korean and English] Donation and sponsorship inquiries ☎ 02-365-7084 / 1588-1327
Beautiful Store	The Beautiful Store accepts donations of new or used goods and sells them at low prices after making any necessary repairs.	www.beautifulstore.org [Korean and English] ☎ 02-3676-1009 / 1577-1113
Foreigners Flea Market	Foreigners sell a wide range of items at the flea market.	http://global.seoul.go.kr [Korean, English, and Chinese] ☎ 02-2075-4180
Ttukseom Beautiful Flea Market	Locals buy and sell a variety of goods here to encourage reuse and sharing. Exit 2 or 3 of Ttukseom Resort Station (Line 7)	www.flea1004.com [Korean and English] ☎ 02-1899-1017
Seoul Folk Flea Market	Visitors can enjoy both the traditional flea market and the beauty of Cheonggyecheon Stream. This tourist destination is popular with Seoul locals, as well as Korean and foreign tourists. 100m from Exit 9 of Sinseol-dong Station (Lines 1 and 2)	www.pungmul.or.kr [Korean, English, Japanese, and Chinese]
Itaewon Used Furniture Street	You can buy furniture used by foreigners at low prices. Located between Exits 3 and 4 of Itaewon Station (Line 6)	

5 Bulky waste

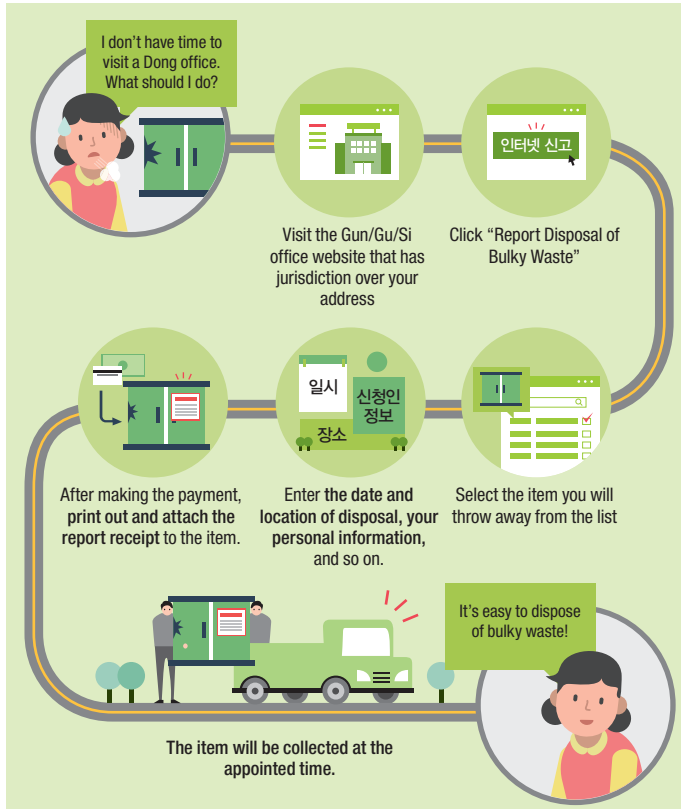
Bulky waste refers to waste which cannot be put in a standard plastic garbage bag, such as furniture, home appliances, etc.

Type	Details
Furniture	Drawers, cabinets, desks, dressers, bookshelves, beds, sofas, sinks, etc.
Damaged home appliances	Home appliances such as TVs, refrigerators, washing machines, air conditioners, etc.
Undamaged home appliances	TV, refrigerators, washing machines, air conditioners, and home appliances to be disposed of that are one meter tall or higher

※ A small home appliance such as an iron or vacuum cannot be thrown out by itself. You should either take out five or more small home appliances at once, or put it out when intending to dispose of bulky waste.

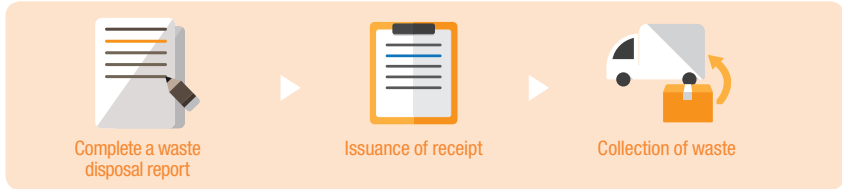
How to take out bulky waste and report its disposal

• Online report



※ You can report waste disposal through your local district office's website.

• Report at your local community service center



• Reporting online

If you book online in advance, staff from the Home Appliances Disposal Center will come to your home and collect any home appliances to be disposed of for free.

- **Home Appliances Disposal Center** : ☎ 1599-0903 (www.15990903.or.kr)

- **Business hours** : Weekdays and holidays : 6:00 am - 6:00 pm (To arrange pick-ups after 6:00 pm, please contact the Home Appliances Disposal Center.)


- **Closed** : Every Saturday and Sunday, Lunar New Year holiday, Chuseok holiday, Labor Day, New Year's Day (January 1), and public holidays

Free pick-up procedure



• How to dispose of bulky waste

Attach a "report receipt for bulky waste disposal" issued by the District Mayor to the item and put it outside.



■ Bulky waste disposal fees

Fees vary by district. If the reported information is not consistent with the actual item, it is deemed illegal dumping and the item will not be collected. If caught dumping bulky waste illegally, you could face a maximum fine of 200,000 won.

6 Small home appliance waste

- 33 kinds of small home appliances, including cell phones, irons, and vacuums, may be disposed of for free.
- Take out any small home appliance waste items on your area's recyclable waste collection day.
- Bring cell phones to a cell phone retail store or put the Green Boxes located in community service centers, Woori Bank branches, etc., to dispose of them.





I have just moved to a new place. How can I file a moving-in report and obtain the fixed date?



You can complete the moving-in report by reporting a change of domicile to the relevant Gu/Eup/Myeon office, community service center, or immigration office within 14 days from the date you moved. The fixed date can be provided by the community service center or registry having jurisdiction over the domicile after you have completed the moving-in report.

I will sign a lease contract with a 3 million won security deposit and monthly rent of 1 million won. How much will the real estate agent commission be?



To calculate the real estate agent commission for a monthly rent lease contract, you should calculate the lease amount by first multiplying the monthly rent by 100, and then adding the security deposit. In this case, 1 million won (monthly rent) \times 100 + 3 million won (security money) = 103 million won (lease amount). If the lease amount is 100 million won or more and less than 300 million won, the real estate agent commission rate is 0.3%. Therefore, you should pay 309,000 won for the real estate agent commission.

I would like to cancel a lease contract even though there is still five months on the contract. Should I pay the house owner a penalty?



You are not legally obligated to pay an indemnity. However, as a courtesy, you should find another lessee after consulting the owner about the matter. In this case, you are expected to bear the owner's real estate agent commission fee. If you cannot find a new lessee, you should continue to pay the monthly rent until the lease contract expires. Refer to the Seoul Real Estate Information Center website (<http://land.seoul.go.kr>) for further information.

My employment contract has just ended and I would like to go on an overseas trip for a while. Where should I leave my belongings and luggage in Korea during my trip?



Local moving companies provide freight storage services. The service fees will depend on the storage period and the size of the goods to be stored. You may ask a truck rental service to move your belongings if necessary. Storage fees are roughly between 60,000 won and 80,000 won (2.5m \times 2.5m) per month. Truck rental fees depend on the moving distance.

My boiler is broken and needs to be repaired. Can I ask the property owner to repair it?



If any of the basic facilities of a leased house are broken, the lessor is obligated to repair them. However, the lessee should repair any damages that result from his/her negligence, etc. If the lessor does not repair it, the lessee may repair it first and claim repair costs from the lessor. Repair costs for a boiler vary depending on the period of use.



How can I dispose of fluorescent lamps and batteries?



In order to prevent environmental pollution caused by heavy metals, you should be careful not to mix hazardous waste, such as fluorescent lamps and batteries, with general waste. Each community service center has recycling boxes. In addition, you can find recycling boxes in large waste disposal locations. Contact the community service center to find recycling box locations.

I followed all of the waste disposal regulations, but was fined. I think someone opened my garbage bag and messed it up. What should I do when I am unfairly fined?



If someone intentionally opens and messes up a garbage bag or cats rummage through it, you may be unfairly fined. In this case, you may file a civil complaint with evidence by filling out an application form at the public service center of the relevant district office.

My glass table-top is broken. How can I dispose of it?



If a small glass item is broken, it is deemed general waste and should be put in a general waste bag. Cover the broken glass with newspaper, etc. for your and other people's safety. If a large glass item is broken, purchase a waste sack from a store that sells garbage bags. Put the broken glass in the waste sack and break it up into smaller pieces before taking it out.

I would like to donate my children's old clothes. What should I do?



■ Clothing drop boxes

If you live in a detached house, find a nearby clothing drop box in your neighborhood. If you live in an apartment complex, put the clothes in the clothing drop box located next to the recycling boxes. Clothing drop boxes installed by disability organizations are not managed by the district.

■ Local welfare groups

Children's welfare centers are generally managed by district offices. If you want to donate clothes to a children's welfare center, contact the Social Welfare Division of the relevant district office.

■ Donation organizations

Visit www.beautifulstore.org to find the Beautiful Store nearest you.

GUIDEBOOK FOR
LIVING IN SEOUL

TRANSPORTATION



- 01 Transportation Cards
- 02 Subway
- 03 Intra-city Buses
- 04 Taxis
- 05 Bicycles
- 06 Express Buses
- 07 Trains & Airplanes
- 08 Lost & Found
- + Q&A

01 Transportation Cards



When using public transportation, for your convenience, you can pay with a transportation card instead of cash. A transportation card allows you to use the subway, intra-city buses, taxis, and bicycles to travel.

1 Using the card

There are two types of transportation cards: T-money and Cash-bee. You will need to charge your transportation card by putting money on it before you can use it. You can purchase a transportation card at any convenience store (GS 25, 7-Eleven, CU, Mini Stop, Emart24, etc.), subway stations (Lines 1 to 9), online T-money shops, etc. The price of the card varies and generally ranges from 4,000 to 8,000 won. You can only use your transportation card when the balance is 250 won or more.



※ T-money website: www.t-money.co.kr ※ Cash-bee website: www.cashbee.co.kr

■ Recharging and using a transportation card

Every subway station has transportation card recharging machines. The machine allows you to select a foreign language. In addition to cash, you may pay by wire transfer, or with your debit or credit card. To use the card, tap it on the turnstile sensor in the area stating "Place Your Card Here". You will hear a beep sound, and the fare will be deducted from your balance. If you want to use one transportation card for two or more people, tell the driver the number of passengers, and then tap your transportation card on the reader when instructed (only for bus).



■ Single-journey tickets

- Single-journey tickets allow you to ride on the Seoul Metropolitan Subway and are reusable. You can purchase a single-journey ticket from ticket vending machines installed in subway stations.
- When purchasing a single-journey ticket, you should pay the fare and a 500 won deposit. You can get the deposit back by returning your single-journey ticket at designated "deposit refund devices" installed in subway stations.

- Single journey ticket fares are 100 won higher than transportation card fares. You may only use single-journey tickets on the Seoul subway system.

1. Purchasing a single-journey ticket

- Go to one of the "ticket vending and card reload device" machines, select your destination, and insert the fare and deposit (500 won). **Select your destination.** Receive your single journey ticket.



- **Take your ticket when it's issued.** You may only purchase single-journey tickets from "ticket vending and card reload device" machines. The deposit (500 won) encourages the reuse of single-journey tickets.



2. Use the subway

- Tap your single-journey ticket on the turnstile sensor to your right, in the area stating "Place Your Card Here" (T-money).



3. Get your deposit back

- Once you reach your destination, you can insert the single-journey ticket into a "deposit refund device" to get your deposit back. Get a refund of your deposit.




Single-journey ticket

■ Front



■ Rear



2 Transferring

When you are getting off a bus or subway or transferring to another mode of public transportation, you will need to tap your transportation card on the sensor to get a transfer discount or complete your travel. If you fail to scan your card, you may be charged for an additional fare. The number of transfers (subway-bus, bus-bus) you can do using a general transportation card is limited to four times a day. (The total number of times you can use public transportation is limited to five times a day.)

Buses and transfers (Distance rates system for public transportation)	Basic fare	Basic fare charged for up to 10 km (Up to 30 km for Seoul Metropolitan Bus, Gyeonggi Rapid Bus/Express Bus, and Incheon Rapid Bus/Metropolitan Bus) The highest basic fare by mode of transportation
	Additional fares	If the distance traveled exceeds 10 km, an additional 100 won will be charged every 5 km. (30 km for Seoul Metropolitan Bus, Gyeonggi Rapid Bus/Express Bus, and Incheon Rapid Bus/Metropolitan Bus)

- Applies to : Transfers between subway and Seoul Bus, Gyeonggi Bus, or Incheon Bus
- The time limit for transfers is 30 minutes after getting off. (1 hour between 9:00 pm and 7:00 am the following day)
- You can use a single journey ticket for subway only.
- The transfer discount will not apply if you transfer to the same-numbered bus.

02 Subway



1 Subway fares

Additional fares are added to the basic fare depending on the distance traveled. You can pay the fare with a single-journey ticket or transportation card. If the distance traveled is less than 10 km, the basic fare for adults is 1,250 won. An additional 100 won is charged every 5 km when the travel distance is between 10 km and 50 km, and every 8km when the travel distance exceeds 50km. (When paying with a transportation card) Single-journey ticket fares are 100 won higher than transportation card fares. Visit the Seoul Metro website (www.seoulmetro.co.kr) to find facilities for the disabled, elderly, etc.

Types	Transportation card(early bird discount applied before 6:30 am)	Transportation card	Cash and single-journey tickets
Adults	1,000 won	1,250 won	1,350 won
Teenagers (between 13 and 18)	580 won	720 won	1,350 won
Children (between 6 and 12)	360 won	450 won	450 won

※ Those who are classified as senior citizens aged 65 or over, people with disabilities (including one guardian for severely people with a level 1 to 3 disability), and persons who have rendered distinguished service to the state (including one guardian with a level 1 disability or injury), and children under 6 years old (3 per guardian) can use the subway for free.


Commuter pass

It is preferable to use a commuter ticket if you commute by only subway. You can purchase a commuter pass at any subway station office. You will need to pay an initial cost of 2,500 won at the time of purchase. You cannot use a commuter pass on buses.

Commuter pass	Seoul (55,000 won)	You can use it up to 60 times within 30 days of the date of purchase. ※ You can use a commuter pass for Seoul Subway Lines 1 to 9 and on Korea Railroad Corporation trains within the Seoul metropolitan area.
	Distance proportional (55,000 won - 102,900 won)	Pass prices vary depending on the distance traveled. (only for subway lines in the Seoul metropolitan area) You can use a commuter pass for subway (in the Seoul metropolitan area) only.

2 Taking your bike on the subway

If you intend to take your bike on the subway, please adhere to the following regulations and etiquette to prevent accidents. Visit the Seoul Metropolitan City "Transportation" website (<http://traffic.seoul.go.kr>) or the Seoul Bike website (<http://bike.seoul.go.kr>) for further details.



You can only take your bike on the subway on Saturday and Sunday (legal holidays).
(You can take a folding bike on the subway on weekdays after folding it.)



You should take the first or last subway car when with a bike.
(Some subway trains have a car for bicycles.)

(*Source : Seoul Metro)



Do not use the elevators.



Do not use the escalators.



Do not ride your bike in the station.

Please follow these rules to prevent accidents.

(*Source : Seoul Metro)

03 Intra-city Buses



1 Types of buses

■ General buses

General buses are the most common type of bus in Seoul. There are three color-coded bus types: Yellow (Circular Bus), Blue (Arterial Bus), and Green (Feeder Bus). Metropolitan Buses, also known as Red Buses, are buses that travel between Seoul and the Seoul metropolitan area. Visit the Seoul Public Transportation website (<http://bus.go.kr>) to obtain information on bus routes and see the Seoul bus map. Real-time bus arrival information is displayed on an information screen installed at each bus stop.

BLUE BUS Main Route Buses



Buses that travel longer distances within the city to connect suburban areas to downtown Seoul

GREEN BUS Branch Route Buses



Buses that connect residential areas, subway lines and bus terminals

YELLOW BUS Circulation Route Buses



Buses that circle downtown Seoul and make short stops around the center of the City

RED BUS Metro Route Buses



Buses that are the quickest of the group for a wide area line as they provide commuters easier access to neighboring cities

■ Neighborhood buses

Neighborhood buses usually travel short distances. They operate in highly residential areas where that are not accessible by subway or general buses.



■ Night bus (Owl bus)

Seoul has nine night buses that operate from midnight (12 am) to 4 am (based on the start of the route). Each bus has an LED display showing the bus number and an owl character on its front and side. Hence, the name, owl bus. As each bus number starts with an N for “night”, it is also known as an N bus.



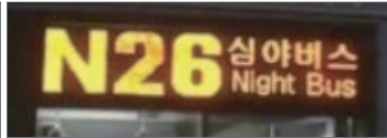
▶ Various owl bus characters



▶ Owl bus station



▶ Owl bus route



▶ LED display

(*Source : Seoul Metro)

2 Bus fares

Bus fares vary depending on the type of buses and passenger. You can get a discount by using a transportation card.

Type		General fares		Early bird fares (The first bus - 6:30 am, with transportation card)
		Transportation card	Cash	Transportation card
Arterial bus Feeder bus	Adults	1,200 won	1,300 won	960 won
	Teenagers	720 won	1,000 won	580 won
	Children	450 won	450 won	360 won
Metropolitan bus	Adults	2,300 won	2,400 won	1,840 won
	Teenagers	1,360 won	1,800 won	1,090 won
	Children	1,200 won	1,200 won	960 won
Circular bus	Adults	1,100 won	1,200 won	880 won
	Teenagers	560 won	800 won	450 won
	Children	350 won	350 won	280 won

Type		General fares		Early bird fares (The first bus - 6:30 am, with transportation card)
		Transportation card	Cash	Transportation card
Night bus	Adults	2,150 won	2,250 won	-
	Teenagers	1,360 won	1,800 won	-
	Children	1,200 won	1,200 won	-
Neighborhood bus	Adults	900 won	1,000 won	720 won
	Teenagers	480 won	550 won	380 won
	Children	300 won	300 won	240 won

- ※ The base distance for metropolitan buses is 30 km, and the basic fare is charged up to this point. If the distance traveled exceeds the base distance, an additional 100 won is charged every 5 km.
- ※ Children under 6 years old who are accompanied by a guardian can ride the bus for free.

TIP.

Download the "Seoul Public Transportation" or "Naver Map" apps or visit the Seoul Public Transportation website (<http://m.bus.go.kr>) to obtain real-time bus and subway information.

04 Taxis



1 Types of taxis

■ Regular taxis

Regular taxis are generally orange, silver or white. The base fare is 3,000 won for the first 2 km, and 100 won is added every additional 142 meters. If you take a taxi between midnight and 4 am, a 20% surcharge is added to the fare. If you want to use a call taxi, you can call the Call Taxi Service "1333" operated by the Ministry of Land, Infrastructure and Transport or download the "Call Taxi" app.



■ Deluxe taxis

Deluxe taxis, also known as black taxis, provide higher-quality service than regular taxis. A deluxe taxi license is granted to regular taxi drivers who have driven a regular taxi for 10 years without any accidents. The base fare is 5,000 won for the first 3 km, and 200 won is added every additional 164 meters. You can see a "Deluxe" or "Deluxe Taxi" sign on the vehicle.



■ Jumbo taxis

Jumbo taxis are 6-to-9-seater (including driver) black taxis. Qualified drivers wear a uniform and a name tag.

- Inquiries ☎1644-2255

International Taxi website: www.intltaxi.co.kr [Korean, English, Japanese, and Chinese]



■ Call vans

Call vans are taxis mainly intended for freight transportation. Calls vans are part of the freight industry, while jumbo taxis, which look like vans, (also known as wagon taxis) are for passenger transportation.

■ Call taxis for the disabled

Call taxis for the disabled are taxis for severely disabled people. You can book a taxi online, by phone, by text (☎1588-4388), or via app on your mobile. The base fare is 1,500 won for up to 5 km, and 2,900 won for up to 10 km. If the distance traveled exceeds 10 km, 70 won is charged for every additional kilometer. Visit the Seoul Metropolitan Facilities Management Corporation Call Taxi for the Disabled website (calltaxi.sisul.or.kr) for further information.

2 Chauffeur services

If, for some reason, you cannot drive your car at the time, you can use a chauffeur service. Many people use chauffeur services between 9 pm and 1 am. You can search for a chauffeur service website online or download a chauffeur service app. The fee depends on the distance traveled.

05 Bicycles



1 Using bicycles

- The Seoul Bike system, also called "Ttareungi", is an unmanned bike rental system. This system allows anyone to rent a bike anywhere and at any time. Anyone aged 15 and over can use this service, but those under 19 need the consent of a parent.
- To sign up and purchase a voucher, visit the Seoul Bike website (www.bikeseoul.com) or download the "Seoul Bike Ttareungi" app. You can purchase a one-day voucher without signing up for a membership.

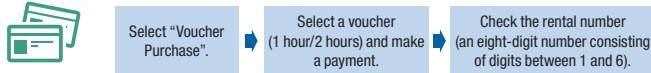
■ Renting and returning a bike

- You can return the bike at the rental station nearest you instead of going back to the station where you rented it.
- As of August 2017, Seoul has a total of 444 rental stations across various districts. Visit the Seoul Bike website or use the app to find a rental station near you.

■ Signing up

- Visit the Seoul Bike website or open the application and go to "My Space → Register Card". Enter your 16-digit T-money card number to finish signing up.
- If you have a deferred payment transportation card or RFID card, use the mobile app. Open the app, select a bike to rent, and tap "Register Card". Press the "Home" button on the terminal and you will hear a response, "Place your card to register." Place your card on the terminal to complete the registration process.

① Purchase a voucher. (Visit the Seoul Bike website (www.bikeseoul.com) on your PC or mobile.)



② Rental - Select a bike and enter the rental number. (Press the terminal button first.)




③ Unlock the bike.



④ Return - Return the bike at any rental station.

Place the bike on a bike stand.



2 Taxi Fares

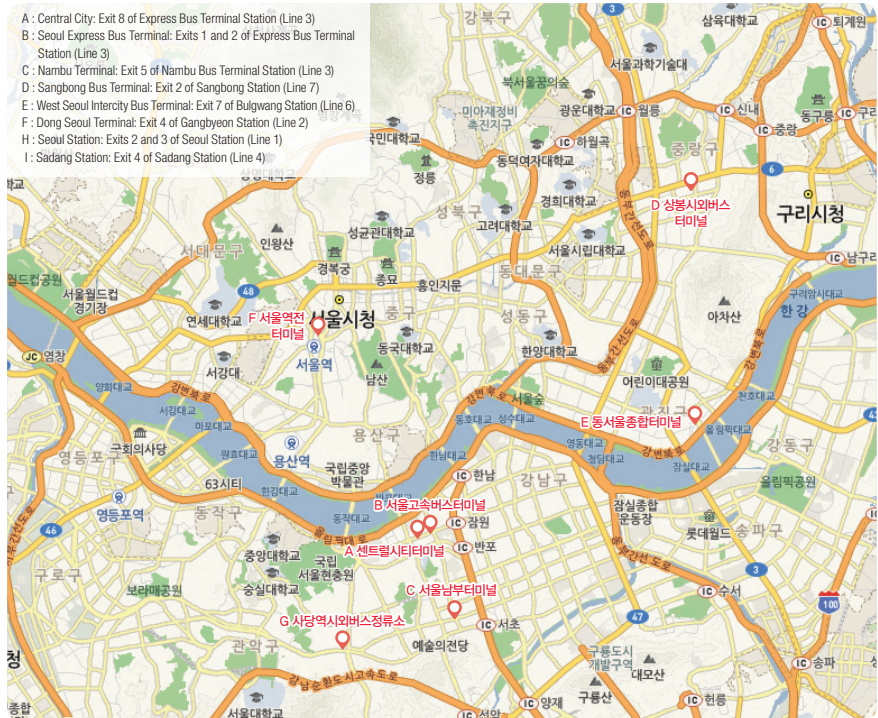
Type	Pass	One-day voucher (Members)	One-day voucher (Non-members)
Vouchers	<ul style="list-style-type: none"> 7-day pass : 3,000 won 30-day pass : 5,000 won 180-day pass : 15,000 won One-year pass : 30,000 won <p>* Based on one hour of use</p>	<ul style="list-style-type: none"> Day vouchers (1 hour) : 1,000 won Premium day vouchers (2 hours) : 2,000 won 	<ul style="list-style-type: none"> Day vouchers (1 hour) : 1,000 won Premium day vouchers (2 hours) : 2,000 won
Payment	Cell phone, credit card, or T-money via mobile		Cell phone or credit card
Additional charges	An additional 1,000 won for every 30 minutes beyond the first hour		<ul style="list-style-type: none"> Day vouchers : An additional 1,000 won for every 30 minutes beyond the first hour Premium day vouchers: An additional 1,000 won for every 30 minutes beyond the first two hours
Rental period	<ul style="list-style-type: none"> Base rental period : Day vouchers – 60 minutes / Premium day vouchers - 120 minutes If the base rental period is exceeded, extra fees may apply. (If you do not pay the extra fees, you cannot use the service again.) If four hours pass after the rental period of a day voucher (six hours in the case of a premium day voucher), the bike is deemed to be stolen or lost. 		

06 Express Buses



You can travel between Seoul and other cities using an express bus at cheaper rates than KTX or airplanes. In addition, express buses service a wide range of bus routes. Seoul has four express bus terminals: Seoul Express Bus Terminal, Dong Seoul Terminal, Nambu Terminal, and Sangbong Bus Terminal.

- **Seoul Express Bus Terminal** : Located at Express Bus Terminal Station (Lines 3, 7, and 9) (www.exterminal.co.kr)
- **Dong Seoul Terminal** : Located at Gangbyeon Station (Line 2) (www.ti21.co.kr)
- **Nambu Terminal** : Located at Nambu Bus Terminal Station (Line 3) (www.nambutermin.com)
- **Sangbong Bus Terminal** : Located at Sangbong Station (Line 7, Gyeongui-Jungang Line, and Gyeongchun Line) (www.sbtr.co.kr)



• How to book and purchase an express bus ticket

Visit the Express Bus Booking website (www.kobus.co.kr) [Korean, English, Chinese, and Japanese] to obtain terminal and bus schedule information and book a bus ticket. No cancellation fees will be charged if a ticket is canceled two days prior to the date of departure. After that, you will be charged cancellation fees. You can easily book or purchase an express bus ticket using the Express Bus mobile application. Visit www.epassmobile.co.kr for further information on the application. In addition, you can purchase a bus ticket at any express bus terminal ticket office.

07 Trains & Airplanes



In addition to express buses, you can also go between Seoul and other cities by train or plane.

1 Trains

You can purchase a train ticket via the KORAIL Booking website (www.letskorail.com) and the KORAIL Talk application, or from a ticket machine, train station (except subway stations), or train ticket agencies such as a travel agency. Visit the "Let's KORAIL" website [Korean, English, Chinese, and Japanese] to obtain information on cancellation fees, return fees, and tickets.

Type	Features
KTX	The fastest express trains in Korea
ITX-Saemaeul	The rapid train class, operating on the Gyeongbu Line, Honam Line, Jeolla Line, Gyeongjeon Line, Jungang Line, etc.
Mugunghwa	The slowest trains in Korea. They stop at many stations not served by the KTX or Saemaeul trains
SRT	SRT is a high-speed train that passengers board from Suseo Station. It operates over the Gyeongbu high speed line and the Honam high speed line.

2 Airplanes

You can use Gimpo International Airport to go from Seoul to other cities in Korea by plane. Visit the Gimpo International Airport website (www.airport.co.kr/gimpo) [Korean, English, Japanese, and Chinese] to obtain flight schedules and airport information and book a plane ticket.

08 Lost & Found



1 Subway

Subway Lost & Found Services are located at each subway district. You can easily find a lost item if you know the subway train information (line, time, subway train number). The subway Lost & Found is open from 7:00 am - 10:00 pm.

■ Seoul Metro Lost & Found

☎1577-1234 / Website (www.seoulmetro.co.kr → User Guide → Lost & Found)

■ Subway Lost & Found Services



2 Intra-city buses

- Seoul Bus Transport Association Lost & Found Center
☎02-415-4101~8 / Website (www.sbus.or.kr → Lost & Found)

3 Taxis

- Seoul Private Taxi Association
☎1544-7771 / Website (www.spta.or.kr → Customer Center → Register Lost Item)
- Seoul Taxi Association
☎02-2033-9200 / Website (www.stj.or.kr → Customer Center → Lost & Found)

4 Trains

- Let's KORAIL ☎1544-7788, 1588-7788 / Website (www.letskorail.com → Customer Center → Lost & Found)

5 Lost & found portal sites

- Public Transportation Lost & Found ☎120 / Website (www.seoul.go.kr/v2012/find.html?SSid=560_10)
- Lost112 Lost & Found Information (Provincial Police Agency) ☎182 / Website (www.lost112.go.kr)



Is there a call taxi service for foreigners?



The Seoul Metropolitan Government provides International Taxi Services for foreigners for their convenience. Drivers and counselors who can speak a foreign language (English, Chinese, and Japanese) provide this service 24 hours a day, 365 days a year. Foreigners can use the International Taxi Service (www.intltaxi.co.kr) in their daily lives and for a variety of purposes, such as VIP protocols for businesses, airport pick-up services, tours, and shopping guide services. Reservations are required. There are two types of taxi fare systems: the flat-rate system, and taxi meter fare system. You can pay with a T-money card or credit card.

Where can I purchase a T-money card for children or teenagers?



There are three types of T-money cards: those for children (6 to 12 years old), teenagers (13 to 18 years old), and adults (19 and up). Register the passenger's date of birth at a convenience store (GS 25, CU, 7-ELEVEN, Mini Stop, etc.) or a subway station passenger service center to get a discount. Foreigners with a short-term visa who have not completed their alien registration and foreign tourists can use a T-money card as well. If a child passenger turns 13, the teenager fare will be automatically applied to his/her transportation card.

GUIDEBOOK FOR
LIVING IN SEOUL

EDUCATION



- 01 Education System
- 02 Educational Institutions
- 03 Korean Language Education
- + Q&A

01 Education System



Elementary school (6 years) and middle school (3 years) are provided free of charge for all as compulsory education in Korea. Students should pay a tuition for their high school education (3 years) and decide whether or not to go to college. College education is divided into two or three-year junior college programs, and four-year college programs. Korea's school curricula mainly consist of elementary school, middle school, and high school. In addition, students may choose other types of education, such as special-education schools and technical schools. Higher-education institutions are divided into colleges, universities, graduate schools, and other types of educational institutions include junior colleges, universities of education, and vocational schools. Before entering elementary school, many kids receive a kindergarten education.

■ Curricula of Korea



02 Educational Institutions



1 Korean schools

In principle, the children of foreigners can enter a Korean school. If a student cannot speak Korean well enough, he/she may have difficulty adjusting to school in Korea. Therefore, it should be decided carefully after consulting with the educational institution. Korean schools can be classified into public schools and private schools. Tuition is free in public elementary schools, and students only pay for their school meals. On the other hand, the tuition at private elementary schools makes them much more expensive than public schools. Contact the Office of Education for your area for further information on entrance qualifications.

■ **Seoul Education Call Center** : 02-1396 ■ **Seoul Metropolitan Office of Education** : <http://sen.go.kr>

2 Educational institutions for foreigners

■ International kindergarten

School	Address	Contact information
Early Childhood Learning Center	12, Jangmun-ro 6-gil, Yongsan-gu, Seoul	☎02-795-8418 www.eclscseoul.com [English]
Franciscan Foreign Kindergarten	90, Hannam-daero, Yongsan-gu, Seoul	☎02-798-2195 www.fkseoul.com [English]
BIK Hannam	124-1, Dokseodang-ro, Yongsan-gu, Seoul	☎02-790-9025 www.englishedseoul.com/ [English]
Namsan International Kindergarten (NIK)	8-6, Dasan-ro 8-gil, Jung-gu, Seoul	☎02-2232-2451~2 http://www.seoulforeign.org/page.cfm?p=1929 [English]

■ International schools

Entrance qualifications	International schools are educational institutions for children of foreigners, children of Korean nationals who have returned to Korea after residing abroad for a certain period of time, and children of naturalized Korean citizens who have difficulty continuing their studies at a normal school. The tuition at international schools is generally more expensive than regular schools. To enter an international school, applicants should meet at least one of the following conditions. Be a Korean national who has resided abroad for over three years; One or both parents is a foreigner.
Required documents	Certificate of entry into and departure from Korea, passport, medical records, certificate of registration and transcripts from the previous school, language exam results related to the country resided in, etc. Each school may request different documents. Contact the school for details. You may have difficulty obtaining some documents in Korea. It is recommended that you prepare the required documents in advance in your home country or current country of residence.
Entrance exams	Some schools may interview the student together with his/her parents and conduct an additional exam.

■ International schools in Seoul (by location)

School	Address	Curriculum	Contact information
Seoul Chinese Primary School	35, Myeongdong 2-gil, Jung-gu, Seoul	Kindergarten/Elementary School	02-776-1688 www.hanxiao.or.kr [Chinese]
Lycée International Xavier	23, Bibong-gil, Jongno-gu, Seoul	Elementary/Middle/High School	02-396-7688 http://xavier.sc.kr [Korean, English, and French]
German School Seoul International	123-6, Dokseodang-ro, Yongsan-gu, Seoul	Kindergarten/Elementary/Middle/High School	02-792-0797 www.dsseoul.org [German]
Global Christian Foreign School	115, Dokseodang-ro, Yongsan-gu, Seoul	Kindergarten/Elementary/Middle/High School	02-797-0234 www.gcfskorea.org [English]
Yongsan International School of Seoul	285, Itaewon-ro, Yongsan-gu, Seoul	Kindergarten/Elementary/Middle/High School	02-797-5104 www.yiseseoul.org [English]
Asia Pacific International School	57, Wolgye-ro 45ga-gil, Nowon-gu, Seoul	Kindergarten/Elementary/Middle/High School	02-907-2747 www.apis.seoul.kr [English]
Korea Kent Foreign School	13, Jayang-ro 35-gil, Gwangjin-gu, Seoul	Kindergarten/Elementary/Middle/High School	02-2201-7091 www.kkfs.org [English]
International Mongolia School	1, Gwangjang-ro 1-gil, Gwangjin-gu, Seoul	Elementary/Middle/High School	02-3437-7078 www.mongolschool.org [Korean]
French School of Seoul	7, Seorae-ro, Seocho-gu, Seoul	Kindergarten/Elementary/Middle/High School	02-535-1158 www.fseoul.org [French]
Korea Foreign School	7-16, Nambusunhwan-ro 364-gil, Seocho-gu, Seoul	Elementary/Middle School	02-571-2917-8 http://koreaforeign.org [English]

School	Address	Curriculum	Contact information
Dulwich College Seoul	6, Sinbanpo-ro 15-gil, Seocho-gu, Seoul	Kindergarten/Elementary School	02-3015-8500 www.dulwich-seoul.kr [English]
Korea International School (Seoul Campus)	408, Gaepo-ro, Gangnam-gu, Seoul	Kindergarten/Elementary School	02-3496-0510 www.kisseoul.org [English]
Overseas Chinese Primary School	9, Gyeongin-ro 88-gil, Yeongdeungpo-gu, Seoul	Elementary School	02-2678-5939 http://yongxiao.kr [Chinese]
Seoul Foreign School (SFS)	39, Yeonhui-ro 22-gil, Seodaemun-gu, Seoul	Kindergarten/Elementary/Middle/High School	02-330-3100 www.seoulforeign.org [English]
Overseas Chinese High School Seoul, Korea	176, Yeonhui-ro, Seodaemun-gu, Seoul	Middle/High School	02-335-7027 http://scs.or.kr [Chinese]
Japanese School in Seoul	11, World Cup Buk-ro 62-gil, Mapo-gu, Seoul	Kindergarten/Elementary/Middle School	02-572-7011 www.sjs.or.kr [Japanese]
Dwight School Seoul	21, World Cup Buk-ro 62-gil, Mapo-gu, Seoul	Kindergarten/Elementary/Middle/High School	02-6920-8600 www.dwight.or.kr [English]

※ Visit the International School Information website (www.isi.go.kr) for further information on entrance procedures, tuition, etc.

3 Educational institutions for multicultural students

■ Multicultural kindergartens

Multicultural kindergartens aim to provide equal opportunities for children of multicultural families by supporting their language education and basic learning. Multicultural kindergartens provide education adapted for the special circumstances of children from multicultural families, such as learning stage, multicultural characteristics, etc.

Kindergarten	Address	Contact information
Seoul Kunja Elementary School Annexed Kindergarten	21, Hancheon-ro 6-gil, Dongdaemun-gu, Seoul	02-2212-8456, 9356
Seoul Daedong Elementary School Annexed Kindergarten	6, Daerim-ro 21-gil, Yeongdeungpo-gu, Seoul	02-835-0796
Seoul Younglim Elementary School Annexed Kindergarten	14, Siheung-daero 173-gil, Yeongdeungpo-gu, Seoul	02-834-3041
Sinil Kindergarten	27, Dongho-ro 10-gil, Jung-gu, Seoul	02-2234-4006, 3938
Yangmoon Kindergarten	644-1, Siheung-daero, Dongjak-gu, Seoul	02-834-6864
Hanil Kindergarten	5, Toegye-ro 88da-gil, Jung-gu, Seoul	02-2235-0016

■ Multicultural education schools

Multicultural education schools plan and operate a variety of multicultural education programs to raise all students' (both regular and multicultural students) multicultural awareness. These schools aim to stimulate multicultural education by sharing and widely promoting excellent cases of multicultural education.

Curriculum	School	Address	Contact information
Elementary schools	Seoul Guro Elementary School	9, Gurojungang-ro 27-na-gil, Guro-gu, Seoul	070-8689-3791
	Seoul Gwanghee Elementary School	269, Dasan-ro, Jung-gu, Seoul	02-2238-8455
	Seoul Daedong Elementary School	6, Daerim-ro 21-gil, Yeongdeungpo-gu, Seoul	070-8644-8504
	Seoul Dongguro Elementary School	14, Gurojungang-ro, Guro-gu, Seoul	02-853-2407
	Seoul Munchang Elementary School	14, Sindaebang 2-gil, Dongjak-gu, Seoul	02-836-2031
	Seoul Youngil Elementary School	218, Nambusunhwan-ro 105-gil, Guro-gu, Seoul	02-861-0426
	Seoul Yongam Elementary School	39, Noksapyeong-daero 60-gil, Yongsan-gu, Seoul	02-796-2167
	Seoul Chungmu Elementary School	13, Toegye-ro 50-gil, Jung-gu, Seoul	02-2279-0010
	The School of Global Sarang	1189, Ori-ro, Guro-gu, Seoul	02-6910-1004
Middle schools	Sunjung Middle School	19, Seoreung-ro 20-gil, Eunpyeong-gu, Seoul	02-3156-1400
	Guro Middle School	48, Gurojungang-ro, Guro-gu, Seoul	02-864-4232
	Daerim Middle School	6, Siheung-daero 185-gil, Yeongdeungpo-gu, Seoul	02-845-2171
	Osan Middle School	7, Bogwang-ro, Yongsan-gu, Seoul	02-799-9400
	All Love School	615, Eonju-ro, Gangnam-gu, Seoul	02-3445-5045
High schools	Sunjung High School	19, Seoreung-ro 20-gil, Eunpyeong-gu, Seoul	02-3156-1500
	Seoul Dasom Tourism High School	30, Jong-ro 58-gil, Jongno-gu, Seoul	070-8685-7798
	Seoul Digitech High School	27, Hoenamu-ro 12-gil, Yongsan-gu, Seoul	02-798-3641

■ Multicultural preparatory schools

Multicultural preparatory schools provide educational programs focusing on Korean language and culture for multicultural students who have difficulty adapting to school due to language and culture differences. Multicultural students should undergo a six-month educational adjustment period at a preparatory school near their domicile before going to a regular school. Visit the website of the National Center for Multi-cultural Education (www.nime.or.kr) for further information including multicultural statistics, etc.

Curriculum	School	Address	Contact information
Elementary schools	Seoul Guro Elementary School	9, Gurojungang-ro 27-na-gil, Guro-gu, Seoul	070-8689-3791
	Seoul Gwanghee Elementary School	269, Dasan-ro, Jung-gu, Seoul	02-2238-8455
	Seoul Daedong Elementary School	6, Daerim-ro 21-gil, Yeongdeungpo-gu, Seoul	070-8644-8504
	Seoul Dongguro Elementary School	14, Gurojungang-ro, Guro-gu, Seoul	02-853-2407
	Seoul Munchang Elementary School	14, Sindaebang 2-gil, Dongjak-gu, Seoul	02-836-2031
	Seoul Youngil Elementary School	218, Nambusunhwan-ro 105-gil, Guro-gu, Seoul	02-861-0426
	Seoul Yongam Elementary School	39, Noksapyeong-daero 60-gil, Yongsan-gu, Seoul	02-796-2167
	Seoul Chungmu Elementary School	13, Toegye-ro 50-gil, Jung-gu, Seoul	02-2279-0010
	The School of Global Sarang	1189, Ori-ro, Guro-gu, Seoul	02-6910-1004

Curriculum	School	Address	Contact information
Middle schools	Guro Middle School	48, Gurojungang-ro, Guro-gu, Seoul	02-864-4232
	Daerim Middle School	6, Siheung-daero 185-gil, Yeongdeungpo-gu, Seoul	02-845-2171
	All Love School	615, Eonju-ro, Gangnam-gu, Seoul	02-3445-5045
High schools	Seoul Dasom Tourism High School	30, Jong-ro 58-gil, Jongno-gu, Seoul	070-8685-7798

■ Alternative schools

Alternative schools provide different curricula from general schools to remedy what are seen as shortcomings with public education. Alternative schools generally operate student-centered and self-directed education programs. As of 2017, Seoul has 40 alternative schools. Among them, the following schools provide education specialized for multicultural students.

Curriculum	School	Address	Contact information
Elementary/middle schools	The School of Global Sarang	1189, Ori-ro, Guro-gu, Seoul	02-6910-1004
Middle schools	All Love School	615, Eonju-ro, Gangnam-gu, Seoul	02-3445-5045

4 Homeschooling

Homeschooling sees the children educated at home instead of school. As a wide range of educational content is easily accessible thanks to the internet, homeschooling is emerging as an educational option for parents to choose.

Foreign parents who want their children to be homeschooled instead of paying the high tuition fees at international schools can receive help from the Homeschooling Community (www.homeschool.com), United States Distance Learning Association (www.usdla.org), etc.



03 Korean Language Education

1 College-annexed Korean language education centers

Foreigners can receive Korean language education at a college-annexed Korean language education center or public organization.

School	Contact information	Website
Korea University Korean Language Center	02-3290-2971	http://klcc.korea.ac.kr [Korean, English, Chinese, and Japanese]
Konkuk University Language Institute	02-450-3075~6	http://kll.konkuk.ac.kr [Korean, English, Chinese, and Japanese]
Kyung Hee University Institute of International Education	02-961-0081~2	www.iie.ac.kr [Korean and English]
Dongguk University Institute of International Language	02-2260-3471~2	http://interlang.dongguk.edu [Korean, English, Chinese, and Japanese]
Global Language and Cultural Institute LinguaExpress, Sookmyung Women's University	02-710-9165	http://lingua.sookmyung.ac.kr [Korean, English, and Chinese]
Soongsil University Office of International Affairs	02-820-0784	http://study.ssu.ac.kr/web/study [Korean, English, and Chinese]
Korean Language Center, Sungkyunkwan University	02-760-1345	http://koreansll.skku.edu [Korean, English, Chinese, and Japanese]
Sogang University Korean Language Education Center	02-705-8088~9	http://klec.sogang.ac.kr [Korean, English, Chinese, and Japanese]
Seoul National University Language Education Institute	02-880-8570, 5488	http://lei.snu.ac.kr [Korean, English, Chinese, and Japanese]
Yonsei University Korean Language Institute	02-2123-3465, 8550~1, 8553	http://www.yskli.com [Korean, English, Chinese, and Japanese]

School	Contact information	Website
Ewha Language Center	02-3277-6958	http://elc.ewha.ac.kr [Korean, English, Chinese, and Japanese]
Center for Korean Language and Culture, Hankuk University of Foreign Studies	02-2173-2260	http://www.korean.ac.kr [Korean, English, Chinese, and Japanese]
Hanyang Institute of International Education	02-2220-1663,5	http://iie.hanyang.ac.kr [Korean, English, Chinese, and Japanese]
The Hansung Institute of Language Education	02-760-4374	http://hansung.ac.kr/~language [Korean and Chinese]

2 Free Korean language courses

The Seoul Global Center, foreigner support groups, and private organizations for foreign residents provide free Korean language programs.

- Seoul Global Center, Global Village Center (7 branches), and Seoul Migrants Center (7 branches)

☎ 02-2075-4180

<http://global.seoul.go.kr> [Korean, English, Chinese, and Japanese]



(Seoul Global Center)

3 Korea Foundation Volunteer Network

The Korea Foundation Volunteer Network provides Korean language programs for foreigners living in Korea so that they can easily adapt to Korea and experience Korean culture.

☎ 02-2151-6507

<http://volunteer.kf.or.kr> [Korean]



4 Free online Korean language programs

School	Website
Nuri-Sejong Hakdang	www.sejonghakdang.org/opcodecourse/koreanlecture/list.do [Korean, English, Chinese, Japanese, French, Thai, Vietnamese, Spanish, and Indonesian]
The Cyber University of Korea	http://korean.cuk.edu [Korean, English, Chinese, Japanese, and Spain]
EBS Durian	http://www.ebs.co.kr/durian/kr/course [Korean, English, Chinese, Japanese, Spanish, and Vietnamese]
Korea Times Korean Language School	http://ktband.co.kr [Korean, English, Chinese, Japanese, Vietnamese, Russian, and Filipino]

5 TOPIK

The TOPIK (Test of Proficiency in Korean) is for those whose first language is not Korean. The purpose of the TOPIK is to signpost the learning of the Korean language, examine the test-takers' Korean skills, and let them apply their test results to their studies, job-seeking in Korea, and so on.



<http://topik.go.kr>

- **Test schedule** : Six times a year (January, April, May, July, October, and November)
- **Test grades and levels**
 - Test grades: Six grades (Grade 1 to 6)
 - Test levels: TOPIK I (Grades 1 to 2), TOPIK II (Grades 3 to 6)
- **Application** : Visit the TOPIK website (www.topik.go.kr) for test schedules and to apply.



I would like to take a regular Korean language and culture course at a college or graduate school. Are there any scholarships available for me?



Many Korean colleges offer a variety of scholarship programs to international students. Each college provides 30% to 100% of the college tuition for international students, depending on their academic record. Furthermore, Korean government ministries are providing scholarship programs for more and more international students. The Ministry of Education, Science and Technology; the Ministry of Culture, Sports and Tourism; the Ministry of Foreign Affairs and Trade; etc., give out various scholarships for international students. Visit the National Institute for International Education website (www.studyinkorea.go.kr) for further information.

Are there any colleges or graduate schools that provide lectures in English?



Many colleges focusing on globalization provide about 30% of their lectures in English. Graduate schools provide more lectures in English than colleges do. Often, the Department of International Studies at many colleges will provide all their lectures in English.

GUIDEBOOK FOR
LIVING IN SEOUL

MEDICAL CARE



- 01 Korea's Health Care Systems
- 02 Medical Services for Foreigners
- 03 Health Insurance System
- + Q&A

01 Korea's Health Care Systems



1 Health care systems

In Korea, medical institutions can be divided into three levels.

Level	Primary care center	Secondary care center	Tertiary care center
Type	Clinics and community health centers  (+Photo Source : Seocho-gu Community Health Center)	Hospitals and general hospitals  (+Photo Source : Paik Hospital)	Superior general hospitals  (+Photo Source : Kangbuk Samsung Hospital)
Medical services provided	Outpatient medical services, vaccinations, and health care	General medical examinations and inpatient medical services	In-depth medical examinations, treatment of disorders and diseases, and health care
Medical institutions	Clinics, community health centers, branch offices of community health centers, health care centers, maternal and child health centers, maternity clinics, health examination centers, etc.	General hospitals consisting of different medical departments	University hospitals and general hospitals

- To receive medical treatment at a general hospital providing tertiary care, a patient should submit a referral issued by a primary (clinic) or secondary (hospital) care center. If a patient goes directly to a tertiary care center without a referral from a primary or secondary care center, he/she may pay higher initial medical expenses.
- However, emergency patients, patients going through childbirth, hemophiliacs, and patients who visit the dentist, rehabilitation medicine centers, or family medicine clinics can receive medical treatment at a tertiary care center without a referral.

2 Receiving medical treatment at a medical institution

■ Primary care center

Apply for a medical consultation, presenting your health insurance card and ID at the reception desk, and wait until your name is called.

When your name is called, enter the doctor's office and describe your symptoms.

Listen to the doctor's instructions carefully and ask questions if you have any.

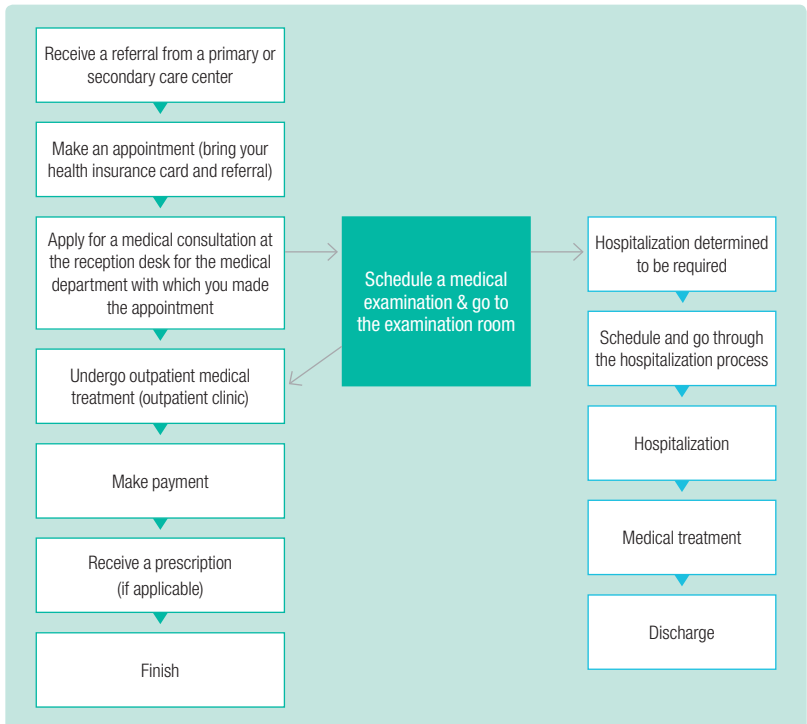
After the medical consultation, pay your bill and receive your prescription.

Submit the prescription to a pharmacy near the hospital and buy the medication.

■ Secondary care center



■ Tertiary care center



3 Other types of medical institutions and pharmacies

■ Community health centers

A community health center is a public medical institution established by the district to promote local residents' health and prevent and manage diseases.

● Service recipients

Local governments select those who require visiting health services from a community health center from the health risk groups and patient groups with diseases among the socially, culturally, and economically vulnerable who have difficulty accessing health promotion services.

e.g., multicultural families, North Korean refugees, the elderly living alone, local children's centers (children living in poverty), youth shelters or unauthorized facilities, those who are deemed to need such services by community health center and social institution departments, etc.

● Types of services

- Health screening (understanding health behaviors and health risks)
- Management of chronic diseases (metabolic syndrome, cardiovascular disorders, cerebro-vascular diseases, etc.) and prevention of complications
- Rehabilitation and health management tailored to different life stages (infants/toddlers, pregnant women, adults, seniors, etc.) for people with disabilities residing at home
- Health care services for multicultural families and North Korean refugees
- Health education for the promotion of health

※ Visit a Community Health Center with your alien registration card to get a TB test.

■ Oriental medicine clinics

Oriental medicine, such as acupuncture and herbal medicine, is different from Western medicine. Oriental medicine strengthens your immune system, relieves pain or symptoms, refreshes you, and boosts your metabolism. The following Oriental medicine clinics provide medical services for foreigners.

● Kyung Hee University Korean Medicine Hospital

Address : 23, Kyungheedaero, Dongdaemun-gu, Seoul
 Business hours : Monday through Friday, 9:00am - 5:30 pm
 Saturday, 9:00 am - 12:00 pm
 Contact : ☎02-958-9988, www.khmc.or.kr

● Jaseng Hospital of Korean Medicine

Address : 858, Eonju-ro, Gangnam-gu, Seoul
 Business hours : Monday through Friday, 9:00am - 6:00 PM
 Contact : ☎1577-0007, www.jaseng.co.kr

■ Pharmacies

You can easily find signs for “drugstores” or “pharmacies” in your neighborhood. You can purchase general medical supplies as well as prescription drugs at a pharmacy. You can purchase general medical



Community health center
 (+Photo Source : Gangnam-gu Community Health Center)



Kyung Hee University Korean Medicine Hospital



Jaseng Hospital of Korean Medicine



Pharmacy

Hospital	Address	Business hours	Contact information
The Catholic University of Korea Yeouido St. Mary's Hospital	10, 63-ro, Yeongdeungpo-gu	Monday through Friday 8:00 AM - 5:00 PM	02-3779-2212 www.cmcseoul.or.kr/global/eng/ front [English]
The Catholic University of Korea Seoul St. Mary's Hospital	222, Banpo-daero, Seocho-gu, Seoul	Monday through Friday 8:00 AM - 5:00 PM Saturday 9:00 AM - 12:00 PM	02-2258-5745 www.cmcseoul.or.kr/examination [Korean, English, Chinese, and Japanese]
Severance Hospital of Yonsei University Health System	50-1, Yonsei-ro, Seodaemun-gu, Seoul	Monday through Friday 8:30 AM - 5:30 PM	02-2228-5800, 5810 http://sev.iseverance.com [Korean, English, Chinese, Japanese, and Russian]
Gangnam Severance Hospital of Yonsei University	211, Eonju-ro, Gangnam-gu, Seoul	Monday through Friday 8:30 AM - 5:30 PM	02-2019-3600, 3690 www.yuhs.or.kr/en/gan_index.asp [Korean, English, Chinese, Japanese, and Russian]
Asan Medical Center	88, Olympic-ro 43-gil, Songpa-gu, Seoul	Monday through Friday 8:30 AM - 5:30 PM	02-3010-5001 www.amc.seoul.kr [Korean, English, Chinese, Japanese, and Russian]
Samsung Medical Center	81, Inwon-ro, Gangnam-gu, Seoul	Monday through Friday 8:00 AM - 5:00 PM Saturday 8:00 AM - 12:00 PM	02-3410-0200, 0226 www.samsunghospital.com [Korean, English, Chinese, Japanese, and Russian]
Hanyang University Seoul Hospital	222-1, Wangsimni-ro, Seongdong-gu, Seoul	Monday through Friday 8:30 AM - 5:30 PM	02-2290-9553 [English] / 9579 [Russian] 010-6402-9550 [English] / 010-6403-9550 [Russian] Emergency number: 02-2290-8283 https://seoul.hyumc.com/seoul/ international.do [Korean, English, Chinese, and Russian]
Soonchunhyang University Hospital Seoul	59, Daesagwan-ro, Yongsan-gu, Seoul	Monday through Friday 9:00 AM - 5:00 PM Saturday 9:00 AM - 12:00 PM	02-709-9158/9058 Emergency number: 02-709-9119 www.schmc.ac.kr/seoul/international /index.do [Korean, English, Chinese, and Spanish]
Kyung Hee University Medical Center	28, Kyungheedae-ro, Dongdaemun-gu, Seoul	Monday through Friday 9:00 AM - 5:00 PM Saturday 9:00 AM - 12:00 PM	02-958-9644/9477 www.khmc.or.kr/eng [Korean, English, Chinese, and Russian]
Chung-Ang University Hospital	102, Heukseok-ro, Dongjak-gu, Seoul	Monday through Friday 9:00 AM - 4:30 PM Saturday 9:00 AM - 12:00 PM	02-6299-3025 Emergency number: 02-6299-1339 [Korean, Chinese, and Japanese] http://ch.cauhs.or.kr [Korean, Chinese, English, Russian, and Mongolian]
Konkuk University Medical Center	120-1, Neungdong-ro, Gwangjin-gu, Seoul	Monday through Friday 9:00 AM - 5:00 PM	02-2030-8361 www.kuh.ac.kr/english [Korean, Chinese, English, Japanese, Russian, and Mongolian]

2 Specialized hospitals by field

Specialized field	Hospital	Address	Contact information
Joints	Bumin Hospital Seoul	389, Gonghang-daero, Gangseo-gu, Seoul	1577-7582 http://bumin.co.kr/seoul [Korean, Chinese, English, and Russian]
	Seoul Sungsim General Hospital	259, Wangsan-ro, Dongdaemun-gu, Seoul	02-966-1616 http://sshosp.co.kr [Korean]
	Mokdong Himchan Hospital	120, Sinmok-ro, Yangcheon-gu, Seoul	1899-2221 http://himchanhospital.com [Korean, Chinese, English, and Russian]
Cerebrovascular diseases	Myongji St. Mary's Hospital	156, Dorim-ro, Yeongdeungpo-gu, Seoul	1899-1475 www.myongji-sm.co.kr [Korean, Chinese, and English]
Colorectal surgery	Daehang Hospital	2151, Nambusunhwan-ro, Seocho-gu, Seoul	02-6388-8114 www.daehang.com [Korean, Chinese, English, Russian, and Mongolian]
	Hansol Hospital	445, Songpa-daero, Songpa-gu, Seoul	02-2147-6000 www.hansolh.com [Korean, Chinese, English, Japanese, and Russian]
	Seoul Songdo Hospital	78, Dasan-ro, Jung-gu, Seoul	02-2231-0900 www.isongdo.com [Korean]
Spine	Wooridul Hospita (Gangnam)	445, Hakdong-ro, Gangnam-gu, Seoul	1688-0088 www.wooridul.co.kr [Korean]
	Nanoori Hospital	731, Eonju-ro, Gangnam-gu, Seoul	02-3446-9797 www.nanoori.co.kr [Korean, Chinese, English, Japanese, Russian, and Mongolian]
	The Joeun Hospital	705, Nonhyeon-ro, Gangnam-gu, Seoul	1588-0852 http://joeun4u.com [Korean]
	Wooridul Hospital (Gimpo Airport)	70, Haneul-gil, Gangseo-gu, Seoul	02-2660-7000 http://seoul.wooridul.co.kr [Korean]
	Seoul Chuk Hospital	8, Dongsomun-ro 47-gil, Seongbuk-gu, Seoul	1599-0033 http://seoul.chukhospital.com [Korean]
Burns	Bestian Seoul Hospital	429, Dogok-ro, Gangnam-gu, Seoul	02-3452-7575 www.bestianseoul.com [Korean, Chinese, and English]
	Hallym University Hangang Sacred Heart Hospital	12, Beodeunaru-ro 7-gil, 12, Beodeunaru-ro 7-gil, Yeongdeungpo-gu, Seoul	02-2639-5114 http://hangang.hallym.or.kr [Korean, Chinese, English, Japanese, and Russian]

Specialized field	Hospital	Address	Contact information
Gynecology	Gangseo MizMedi Hospital	295, Gangseo-ro, Gangseo-gu, Seoul	1588-2701 www.mizmedi.com [Korean, Chinese, English, Russian, and Mongolian]
	Dr. Yoo Women's Hospital	194, Gangseo-ro, Gangseo-gu, Seoul	1588-3006 www.yookwangsa.co.kr [Korean]
	Injung Hospital	164, Eungam-ro, Eunpyeong-gu, Seoul	02-309-0909 http://injunghp.co.kr [Korean]
	Cheil General Hospital & Women's Healthcare Center	17, Seoae-ro 1gil, Jung-gu, Seoul	02-2000-7114 www.cheilmc.co.kr [Korean, Chinese, English, Japanese, Russian, and Mongolian]
Ophthalmology	Nune Eye Hospital	404, Seolleung-ro, Gangnam-gu, Seoul	1661-1175 www.noon.co.kr [Korean]
	Siloam Eye Hospital	181, Deungchon-ro, Gangseo-gu, Seoul	02-2650-0700 www.siloam.co.kr [Korean and English]
	Kim's Eye Hospital	136, Yeongsin-ro, Yeongdeungpo-gu, Seoul	1577-2639 www.kimeye.com [Korean, Chinese, English, and Japanese]
Surgery	Min Hospital	187, Dobong-ro, Gangbuk-gu, Seoul	1899-7529 www.minhospital.co.kr [Korean]
Otorhinolaryngology	Hana ENT Hospital	245, Yeoksam-ro, Gangnam-gu, Seoul	02-6925-1111 www.hanaent.co.kr [Korean, Chinese, English, Japanese, Russian, and Mongolian]
Rehabilitation medicine	National Rehabilitation Center	58, Samgaksan-ro, Gangbuk-gu, Seoul	02-901-1700 www.nrc.go.kr [Korean and English]
	Myongji Choonhey Hospital	223, Daerim-ro, Yeongdeungpo-gu, Seoul	02-3284-7777 www.mjchoonhey.co.kr [Korean]
	Seoul Rehabilitation Hospital	30, Galhyeon-ro 11-gil, Eunpyeong-gu, Seoul	02-6020-3000 www.seoulrth.com [Korean and English]
Strokes (Oriental medicine)	Dongseo Oriental/Medical Center	365-14, Seongsan-ro, Seodaemun-gu, Seoul	02-320-7810 www.dsoh.co.kr [Korean]
Spine (Oriental medicine)	Jaseng Hospital of Korean Medicine	858, Eonju-ro, Gangnam-gu, Seoul	1577-0007 www.jaseng.co.kr [Korean]
	Mok-Huri Neck & Back Hospital	216, Dogok-ro, Gangnam-gu, Seoul	1577-2575 www.mokhuri.com [Korean]

■ Emergency centers

● 119 for emergencies

Dial 119 in an emergency. 119 rescue squads provide emergency services, such as transport of patients to a nearby hospital by ambulance, etc. The 119 ambulance service is free. When a foreigner calls 119, the call will be connected to a third-party interpretation agency which will facilitate the phone call. When calling from a cell phone, just dial 119 without entering an area code. From a public phone, press the red emergency button and then dial 119. If you require 24-hour online emergency services, file an application (written in Korean or English) by fax (1544-9119) or text message (119). Visit the 119 website (www.119.go.kr [Korean]) for further information.

※ If you use an ambulance provided by a medical institution or a hospital, you will be charged a service fee depending on the distance traveled. Additional fees will be charged if a doctor, nurse, or paramedic rides in the ambulance with you. Surcharges will also be added between 12 am and 4 am.

● Medical Korea Information Center

The Medical Korea Information Center provides one-stop medical support services for foreign patients. The center has medical institution information and consultation services available in English, Chinese, Russian, and Japanese. If a patient requires an interpretation service, it will assign an interpreter. In addition, the center provides a variety of medical support services.

※ Inquiry ☎1577-7129 131, Toegy-e-ro, Jung-gu, Seoul

● International SOS

International SOS offers membership-based emergency services. Medical experts provide emergency rescue, evacuation, and repatriation services in English, Japanese, and French, 24 hours a day.

※ Inquiry ☎02-3140-1700 (24 hours), (www.internationalsos.co.kr [English])

3 Medical services for the underprivileged, including foreign workers, etc.

■ Eligible recipients

Those who are not entitled to medical benefits under medical security systems such as health insurance and medical aid as foreign workers, as well as their children (under 18 years old), immigrants by marriage who have not acquired Korean nationality yet and their children, refugees and their children, etc.

■ Items

- Hospitalization and surgery (including same-day outpatient surgery)
- Prenatal care : For prenatal tests, exams covered by medical care benefits under the Ministry of Health & Welfare Notification and an ultrasound are supported.

■ Description

- 90% of the total medical expenses incurred from hospitalization to discharge are provided, and the patient only pays the remaining 10%. A maximum of 5 million won is provided per treatment.
- If the medical expenses per treatment exceed 5 million won or the same patient undergoes surgery twice or more, a statement of reasons should be prepared after deliberation with the medical institution and submitted to the relevant department of the city/province.

■ Types of support

- Cash or in kind

4 Other types of medical service centers

■ Healthy Neighbor Center

The Healthy Neighbor Center was founded by the Seoul National University Hospital, Korea Red Cross, and Hyundai Motor Chung Mong-Koo Foundation in order to help medically underprivileged people, such as multicultural families, foreign workers, and refugees.

- **Address** : 3F, Seoul Red Cross Hospital, 9, Saemunan-ro, Jongno-gu, Seoul
- **Business hours** : Monday through Friday, 9:00am - 5:00 PM
- **Contact information** : ☎02-2002-8683~4 / (<http://hncenter.or.kr>) [Korean and English]



Healthy Neighbor Center

■ Southwest Seoul Global Center

The Southwest Seoul Global Center provides free medical services in the areas of internal medicine, rehabilitation medicine, dentistry, and Oriental medicine, with preference given to the medically underprivileged among the foreign population living in Korea.

- **Address** : 40, Dosin-ro, Yeongdeungpo-gu, Seoul
- **Business hours** : Business hours vary depending on the medical department. Visit the website for more details.
- **Contact information**
 - Internal medicine/Rehabilitation medicine/Dentistry/Oriental medicine ☎02-2632-9933
 - Metabolic syndrome ☎02-2670-4756, 02-2670-4912~4
 - www.swsgc.co.kr [Korean, English, Chinese, Japanese, Urdu, Nepali, Vietnamese, Tagalog, Uzbek, Mongolian, Thai]



Southwest Seoul Global Center

03 Health Insurance System



Korea's health insurance system, which is part of the social insurance system, is based on the National Health Insurance (NHI), which covers the whole nation and is operated by a single insurer. Insurance premiums depend on income level and property owned.

1 Types of health insurance and qualifications

National Health Insurance is divided into two types – employer-sponsored health insurance, and community health insurance.

■ Employer-sponsored health insurance

Foreigners whose status of stay is acknowledged under the relevant laws are obligatorily entitled to employer-sponsored health insurance. However, short-term foreign workers with an Industrial Trainee (D-3) or Work and Visit (H-2) visa may be excluded from payment of long-term care insurance premiums for older persons, as they will return to their country after the period of stay ends.

■ Community health insurance

Item	Description
Persons eligible for community health insurance(Status of stay)	<ul style="list-style-type: none"> ● Korean Arts and Culture (D-1), Study (D-2), and Industrial Trainee(D-3) ● General Trainee (D-4), Long-term News Coverage (D-5), and Religious Worker (D-6) ● Intra-company Transfer (D-7), Investment (D-8), International Trade (D-9), and Job Seeker (D-10) ● Professor (E-1), Foreign Language Instructor (E-2), and Researcher (E-3) ● Technical Instructor / Technician (E-4), Professional (E-5), and Artist (E-6) ● Foreign National of Special Ability (E-7), Non-professional (E-9), and Crew Employee (E-10) ● Family Visitor or Dependent Family (F-1), Resident (F-2), Accompanying Spouse/Child (F-3), Overseas Korean (F-4), Permanent Resident (F-5), Marriage Migrant (F-6) ● Working Holiday (H-1), Work and Visit (H-2), and Korean nationals residing abroad <ul style="list-style-type: none"> ※ From January 1, 2019, foreign residents whose application for refugee status has been rejected but are permitted to stay in Korea on a humanitarian ground (G-1-6) and his/her family members (G-1-12) are eligible for community health insurance.
Documents required	<ul style="list-style-type: none"> ● Alien registration certificate, identification card ● Income certificate, if applicable ● Report card of the domestic place of residence for a foreign nationality Korean with an Overseas Korean (F-4) visa who has reported his/her place of residence ● Certificate of registration (foreigners with a D-2 visa and Korean nationals residing abroad)
Date of acquisition	<ul style="list-style-type: none"> ● Foreigners who entered Korea between December 17, 2014 and December 17, 2018 Foreigners who had been qualified for community health insurance three months after the date of entry into Korea (on the date of entry in cases of study or marriage) are eligible for community health insurance on the date of entry if they reenter Korea and pay the premium corresponding to the period of the stay abroad. ● Foreigners who entered Korea on or after December 18, 2018 Foreigners who had been qualified for community health insurance six months after the date of entry into Korea (on the date of entry in cases of study or marriage) are eligible for community health insurance on the date of entry if they reenter Korea and pay the premium corresponding to the period of stay abroad. (However, an applicant should have stayed abroad within 6 months.)
Where to submit documents	<ul style="list-style-type: none"> ● The branch office having jurisdiction over your place of stay (reporting on your place of residence) (However, if the branch offices having jurisdiction over your place of stay are Yeongdeungpo Nambu, Yeongdeungpo Bukbu, Guro, Geumcheon, Gwanak, Dongjak, Yangcheon, and Gangseo branch offices, you should visit the National Health Insurance Civil Affair Center for Foreigners (3F, 97, Saemal-ro, Guro-gu, Seoul, Republic of Korea).
Application procedure	<ul style="list-style-type: none"> ● Immediately processed if the applicant applies in person with his/her alien registration card ● Necessary documents should be submitted when registering family members or entrusting application ● Health insurance card immediately issued (Prepayment of a one-month insurance premium)

※ Many Korean insurance companies offer accident insurance policies for international students. You can buy accident insurance on a yearly basis. In the event of a disease or an injury, you should pay the medical bills first, and then apply to get the money back after submitting an insurance claim. The medical expenses will be returned after deducting a certain amount of money from the total expenses. (Insurance coverage varies depending on the insurance plan.)

2 Insurance premiums by status of stay

■ Foreigners whose income (wages) can be calculated

- Calculation: Monthly remuneration × insurance contribution rate for insured employee at time of charging
 - ※ Households whose monthly insurance premium is below the average insurance premium ⇒ average insurance premium is charged
- Insurance premiums of foreigners with a Religious Worker (D-6) visa are reduced by 30%.

■ **Foreigners who do not have any income or whose income (wages) cannot be calculated**

- Calculation: The average insurance premium of self-employed insured households at the end of the previous year
- Those who are charged for insurance premiums: Those who have a Korean Arts and Culture (D-1), Study (D-2), General Trainee (D-4), or Accompanying Spouse/Child (F-3) visa
- Insurance premiums of foreigners with a Study (D-2) or General Trainee (D-4) visa are reduced by 50%.

TIP. National Health Insurance Service

The National Health Insurance Service was founded to promote social security by providing insurance services relating to the prevention, diagnosis, and treatment of diseases and injuries, and the promotion of rehabilitation, childbirth, death, and health services for nationals of the Republic of Korea. Seoul has a total of 30 National Health Insurance branch offices. Visit the branch office with jurisdiction over your domicile if you need help.

■ **Contact** : ☎1577-1000 (English service 033-811-2000)
www.nhis.or.kr [Korean, Chinese, English, Japanese, and Vietnamese]



Can foreigners buy a dental insurance policy?



The treatment of tooth decay is covered by National Health Insurance. However, dental prostheses (including prostheses, processing fees, dental implants, etc.) such as false teeth (dentures) and artificial teeth (implants) are hardly covered by health care benefits, and instead are considered non-covered items. All relevant expenses, such as testing and pretreatment required for prosthesis and implant procedures, are also not covered. Some private insurance companies in Korea have recently launched dental insurance policies. Contact one for further information.

My dog has a severe disease. Are there any animal clinics that provide medical services in English?



Seoul has general animal hospitals equipped with state-of-the-art medical equipment for diagnosis and treatment, and equivalent animal clinics. Visit the Animal Clinic EYO website (<http://animalmedical.eyo.co.kr> [Korean]) or the website for Nearby Animal Clinics (<http://skstar.net/veterinary> [Korean]) to find an animal clinic near you.

In addition, you can use electronic interpretation services for foreigners provided by the government (www.hikorea.go.kr).



Interpretation Service BBB Call

1588-5644

Press the extension number corresponding to the language you want.

English	1	German	8	Vietnamese	15
Japanese	2	Portuguese	9	Indonesian	16
Chinese	3	Arabic	10	Mongolian	17
French	4	Polish	11	Hindi	18
Spanish	5	Turkish	12	Malay	19
Italian	6	Swedish	13	Swahili	20
Russian	7	Thai	14		

GUIDEBOOK FOR
LIVING IN SEOUL

WORK & LABOR



- 01 Job-seeking for Foreigners
- 02 Procedures for Obtaining a Work Visa
- 03 Visas Requiring a Work Permit
- 04 Labor Laws
- 05 Four Types of Insurance
- 06 Support for Foreign Workers and Information Center
- 07 Job & Employment Websites
- + Q&A



01 Job-seeking for Foreigners

Foreigners can engage in various activities within the scope of the status of stay, depending on the type of visa they have. Not all foreigners are eligible to work in Korea. The status of stay categories are divided into "visas eligible for working" and "visas not eligible for working."

Visas eligible for working

Short-term Employee (C-4), Professional (E-1~7), Non-professional (E-9), Crew Employee (E-10), Working Holiday (H-1), Work and Visit (H-2), Resident (F-2), Overseas Korean (F-4), Permanent Resident (F-5), Marriage Migrant (F-6), etc.

02 Procedures for Obtaining a Work Visa



1 Short-term Employee (C-4)

A Short-term Employee (C-4) visa is granted to persons who plan to visit and stay in Korea for less than 90 days for short-term employment purposes, such as temporary shows, advertising, modeling, lecturing, speaking, research, technology consulting, etc.

2 Professional (E-1~7)

- Applicants shall be required to meet the qualifications of each visa.
- Qualified doctors and nurses shall obtain approval from a Minister.
- E-2 visa applicants shall submit a criminal record certificate, medical records, and certificate of degree. After entering Korea, when filing for alien registration, applicants shall submit a physical exam report, including drug test results, issued by a medical institution designated by the Minister of Justice.

3 Resident (F-2)

Foreigners who have invested over USD 500,000 and have been staying in Korea for over three years on an Investment (D-8) visa, foreigners who have invested over USD 300,000 and employ two or more Korean nationals, real estate investment immigrants and their spouses and minor children, spouses of permanent residents, acknowledged refugees, etc., can have a job in the Republic of Korea.

4 Overseas Korean (F-4)

Foreigners with an Overseas Korean (F-4) visa may have any job except simple labor jobs and speculative acts for three years.

5 Permanent Resident (F-5)

Foreigners with a Permanent Resident (F-5) visa are not restricted in job seeking activities.

6 Working Holiday (H-1)

Foreigners with a Working Holiday (H-1) visa may engage in short-term jobs. The period of stay depends on the terms and conditions of the relevant memorandum of understanding with their native country.

7 Non-professional (E-9)

- After entering Korea, foreigners with a Non-professional (E-9) visa shall complete employment education and buy return cost insurance and accident insurance before being assigned to a place of business.
- They may sign or renew an employment contract under an agreement between the parties concerned within three years, the permitted period of work. They shall not be accompanied by their families during this period.

- If an employer applies for reemployment of a foreigner with a Non-professional (E-9) visa at least 7 days prior to the expiration of the permitted period of work, the foreigner may keep working at the place of business for up to one year and 10 months without being required to depart Korea. (May be done one time only, by those whose employment contract period is at least one month.)
- In principle, foreign workers shall work at the place of employment he/she first started working at right after entering Korea.
- If falling under any of the following cases, a foreign worker may change the place of employment.

- ① If the employer intends to cancel an employment contract with good reason or does not want to renew the contract after its expiration;
- ② If the foreign worker is deemed not to be able to keep working at the place of employment anymore due to reasons not attributable to him/her, such as business suspension or closure;
- ③ If the place of employment where the foreign worker is working loses its permit to employ foreign workers or is restricted from employing foreigners;
- ④ If the working conditions at the place of employment are not consistent with the terms and conditions of the employment contract, or if it is difficult to follow the contract due to the employer's unfair treatment, etc., such as violations of working conditions;
- ⑤ If the foreign worker intends to change the place of employment because he/she is deemed unsuitable to keep working for the same business or at the same place of business due to injury, etc., or is deemed able to work for another business or at another place of business, he/she shall apply for a job within one month from the date on which he/she quit the previous job and shall begin working at the new job within three months after the application date.

- In principle, foreign workers can change the place of employment up to three times within the permitted period of work (a maximum of three years) after the date of initial entry. If the permitted period of work is extended by reemployment, they can change the place of employment up to two times within the extended period. If a foreign worker is deemed not to be able to keep working at the place of employment any longer due to business suspension, closure, or other reasons not attributable to him/her, it is not counted toward the limit of changing the place of employment.

8 Work and Visit (H-2)

- First of all, foreign workers with a Work and Visit (H-2) visa shall complete employment education at an educational institution designated by the Ministry of Employment and Labor. After applying for a job through an employment center, they may request the center to find a job, or look for a job on their own.
- However, they can only work at places of employment designated by the Minister of Employment and Labor. They shall report the start of work or change of workplace to the Immigration Office within 14 days after starting work.
- No matter whether or not foreign workers complete employment education, they shall file for alien registration with the Immigration Office having jurisdiction over the place of stay within 90 days after the date of entry into Korea.
- Overseas Koreans with a Work and Visit (H-2) visa who intend to have a job in the construction industry shall obtain a "certificate of qualifications for a job in the construction industry" by applying for employment registration and completing employment education.



03 Visas Requiring a Work Permit



Foreigners with any of the following visas shall be required to obtain a work permit as well as a status of stay in order to legally work in the Republic of Korea. Call ☎1345 or visit the Hi Korea website (www.hikorea.go.kr) for further information.

1 Part-time jobs of foreigners with a Study (D-2) or Language Trainee (D-4-1, D-4-7) visa

■ Principle : Limited to part-time work (simple labor jobs, etc.) generally done by students

Target	<ul style="list-style-type: none"> • Foreigners with a Study or Language Trainee visa who have been confirmed by a college official in charge of international students or an academic advisor (Students studying a language: Not applicable for minors, at least six years shall elapse after the date of change in qualifications/the date of entry.)
Permitted number of work hours	<ul style="list-style-type: none"> • Language training course: Within 10~20 hours a week • Undergraduate course: Within 10~20 hours a week • Postgraduate course: Within 15~30 hours a week ※ For further information, refer to <Permitted number of work hours by level of Korean proficiency and degree courses> on Sojourn Guide for Foreigners issued by Ministry of Justice.
Allowed and prohibited fields	<ul style="list-style-type: none"> • Allowed fields <ul style="list-style-type: none"> - Interpreters, translators, assistants at a restaurant business, general office assistants, etc. - Store clerks, restaurant employees, event staff at English villages and camps, etc. - Tour guide assistants, duty free shop assistants, etc. • Prohibited fields <ul style="list-style-type: none"> - All manufacturing and construction businesses - High-tech research centers, businesses related to deceptive acts, entertainment establishments, etc.
Change in workplace	If the employer and workplace changes within the permitted period (The student, or a college official in charge of international students, shall report a change in workplace, etc., within 15 days by visiting the Immigration Office holding jurisdiction or filing a report online.)
Those who cannot work	<ul style="list-style-type: none"> • Those whose most recent attendance rate was 70% or below • Those whose GPA (credits obtained) was a C (2.0) or below • For those taking a language training course, anyone with an average attendance rate for all semesters of 90% or below • Those who do not meet the requirements for a part-time work permit and those who failed to report a change in workplace after changing jobs
Documents required	<ul style="list-style-type: none"> • Passport, alien registration certificate, application form, and fees (exempted) • A reference for a part-time job, and a transcript or attendance certificate (issued by school)

※ Foreigners with a Study or Language Trainee visa can work for a maximum of one year and at up to two places within the permitted period of stay.

※ Temporary rewards, cash prizes, and other acts accompanied by remuneration in students' daily lives, within the scope that does not infringe upon the essential qualifications of international students, do not require a work permit.

2 Family Visitor or Dependent Family (F-1) and Accompanying Spouse/Child (F-3)

Those who meet certain requirements, such as qualifications for a work permit, etc., among foreigners with a Family Visitor or Dependent Family (F-1) or Accompanying Spouse/Child (F-3) visa may have a job after obtaining a work permit corresponding to the Professor (E-1) or Foreign National of Special Ability (E-7) visa.

04 Labor Laws



Foreign workers living in the Republic of Korea are protected under the labor laws in the same manner as Korean workers. Visit the Ministry of Employment and Labor website (www.moel.go.kr [Korean and English]) for further information on the labor laws.

1 Per 1 hour of work

- The maximum work hours are 8 hours per day, and 40 hours per week.
- In the case of women for whom one year has not passed after childbirth, they shall not do overtime work exceeding 2 hours per day, 6 hours per week, or 150 hours per year. Pregnant female workers shall not be permitted to do overtime work.
- In cases where an employer intends to have women of 18 years or older work during the night (10 pm - 6 am the following day) or on holidays, he/she shall be required to obtain the worker's consent.
- An employer shall, in addition to ordinary wages, pay 50% thereof for extended work, night work, or holiday work.
- An employer shall allow workers a recess of not less than 30 minutes in cases of working for four hours, or a recess of not less than one hour in cases of working for eight hours, during work hours.

2 Wages

- The minimum hourly wage rate was 7,530 won in 2018, and will increase to 8,350 won in 2019.
- An employer shall pay workers' wages by check or in cash. If a worker demands to be paid wages before the date of payment, the employer shall pay the wages corresponding to the work already done by the worker.
- If a worker does not receive a portion of wages owed, he/she may file a suit with a regional labor authority or bring a civil suit.



3 Vacation

- An employer shall grant any worker who has worked not less than 80% of one year a paid leave of 15 days.
- An employer shall grant any worker who has worked for less than one year one paid-leave day for each month during which he/she has continuously worked.
- Periods during which a worker takes time off due to any injury or sickness arising out of performance of work duties, or takes maternity leave or miscarriage/stillbirth leave, shall be deemed as periods of attendance at work.
- A female worker may file a claim for one day of (unpaid) menstrual leave per month.

05 Four Types of Insurance



- The Four Types of Insurance (Industrial Accident Compensation Insurance, National Health Insurance, Employment Insurance, and National Pension) shall be applied to foreign workers as well.
- All workers shall take out the National Pension, National Health Insurance, and Industrial Accident Compensation Insurance. Some foreign workers shall take out the Employment Insurance, depending on the type of visa, and some may elect to do so if desired.
- Visit the Social Insurance Information System website (www.4insure.or.kr) and sign up to obtain further information.
- Employers and foreign workers shall take out departure guarantee insurance, return cost insurance, guarantee insurance, and accident insurance.

06 Support for Foreign Workers and Information Center

**1** Seoul Global Center

- Lawyers and labor attorneys provide free legal counseling services from 2 pm to 5 pm on weekdays. ☎02-2075-4180

2 Seoul Global Migrant Centers

Global migrant centers offer foreign workers and their families temporary shelter in the event of an emergency and provide a variety of counseling, educational, and cultural services required to adapt to Korean society.

Name	Contact Information	Website
Gangdong Global Migrant Center	02-478-2555, 02-478-0126	www.welfarecenter.or.kr
Geumcheon Global Migrant Center	02-868-5208	www.gmwc.or.kr
Seongdong Global Migrant Center	02-2282-7974	www.smwc.or.kr
Seongbuk Global Migrant Center	02-911-2884	www.sbmwc.or.kr
Yangcheon Global Migrant Center	02-2643-0808	www.shinmok.or.kr
Eunpyeong Global Migrant Center	02-388-6343	www.emwc.or.kr

3 Ministry of Employment and Labor

- The Ministry of Employment and Labor handles matters relating to wage arrears, unfair dismissal, etc.
- FAQ: <https://minwon.moel.go.kr>
- Counseling Center ☎1350 (Press 5 for foreign languages)

4 Seoul Bar Association

- The Seoul Bar Association provides free legal counseling services for foreign workers.
- Location

Location	Counseling Schedule	Contact Information
House of Love for Chinese Nationals	Every second Sunday, 2:00 pm - 5:00 pm	02-872-9290
Jogyesa	Every third Sunday, 2:00 pm - 5:00 pm	02-768-8524
Seoul Korean Chinese Church	Every fourth Sunday, 2:00 pm - 5:00 pm	02-857-7257



I worked for a private university for four years, and then I changed jobs and am now working for another private university. I didn't receive my severance pay yet from my previous workplace. How can I know how much I have paid into my pension so far?



You must be enrolled in a teachers' pension scheme, which is a pension plan for teaching staff at private universities. You should demand your retirement benefits when you quit the job to ensure that you receive the retirement pension that you have paid so far. If you changed jobs to another private university as a member of their teaching staff and have been paying into a pension plan, in this case, the teachers' pension scheme continues to remain in effect. If you demand your retirement pension, you may receive the accumulated pension amount in a lump sum. If you have paid into the teachers' pension for over 20 years, you may receive the pension in the form of periodic payments. Contact the Teachers' Pension administration to check the amount you have paid so far. (Teachers' pension: individual contributions: 8.5%, corporate contributions: 5.0%, state contributions: 3.5%)

※ Teachers' Pension ☎1588-4110, 02-769-4000, www.tp.or.kr

I have worked as a native-speaking language instructor for two and a half years, but the severance pay I received only corresponds to two years of employment. Can I receive the rest?



You are eligible to receive severance pay if you work at a place of business for 12 months or more. Severance pay varies depending on the number of years of continuous employment. Even though you received the severance pay corresponding to the first two years, you should be paid for the remaining six months as well because it was part of your period of continuous employment. You may file a petition to the Regional Employment and Labor Administration that has jurisdiction over the educational institute.

I have been working as an English instructor at an educational institute for 9 months. According to my employment contract, I only have 10 days of unpaid leave per year. Do I not have any paid leave?



According to Article 60 of the Labor Standards Act, an employer shall grant any worker who has worked not less than 80% of one year 15 days of paid leave. As you have worked for 9 months only, you do not fulfill this condition, and are not eligible to receive a paid leave of 15 days. However, an employer shall grant any worker who has worked for less than 1 year, 1 paid day of leave for each month during which he/she has continuously worked, in accordance with the Labor Standards Act. Therefore, you are legally eligible to receive 9 days of paid leave. Regardless of the terms and conditions of your employment contract, you can have 9 days of paid leave, and your employer should pay you the wages corresponding to those 9 days.

GUIDEBOOK FOR LIVING IN SEOUL DRIVING



- 01 Driver's Licenses
- 02 Traffic Accidents
- 03 Vehicle Registration & Cancellation
- 04 Rent-a-car & Car Sharing
- 05 Motorcycles
- + Q&A

01 Driver's Licenses



1 Getting a driver's license

Driver's licenses in Korea are classified into Level I and Level II licenses. The types of motor vehicles that can be driven are dependent on the type of license. To get a driver's license, an applicant shall pass a total of three tests: a written exam, a driving course test, and a behind-the-wheel driving exam.

■ Types of driver's licenses

Level I Driver's License for Large Motor Vehicles, Level I Driver's License for Ordinary Motor Vehicles, Level I Driver's License for Special Motor Vehicles, Level II Driver's License for Ordinary Motor Vehicles, Level II Driver's License for Small Vehicles, and Level II Driver's License for Motorcycles

■ Traffic safety education

Before applying for the written exam, an applicant shall undergo traffic safety education at a designated traffic accident education institution, such as a driving school or the traffic safety education center of a driver's license examination office.

● Intended for

Those who intend to obtain a driver's license

● Education hours

One hour before applying for the written exam

● Description

Audio-visual education

● What to bring

ID (resident registration certificate, passport, alien registration certificate, etc.), no fees are charged for the education course

■ Health check

● Location

Health check clinics at regional driver's license examination offices or hospitals

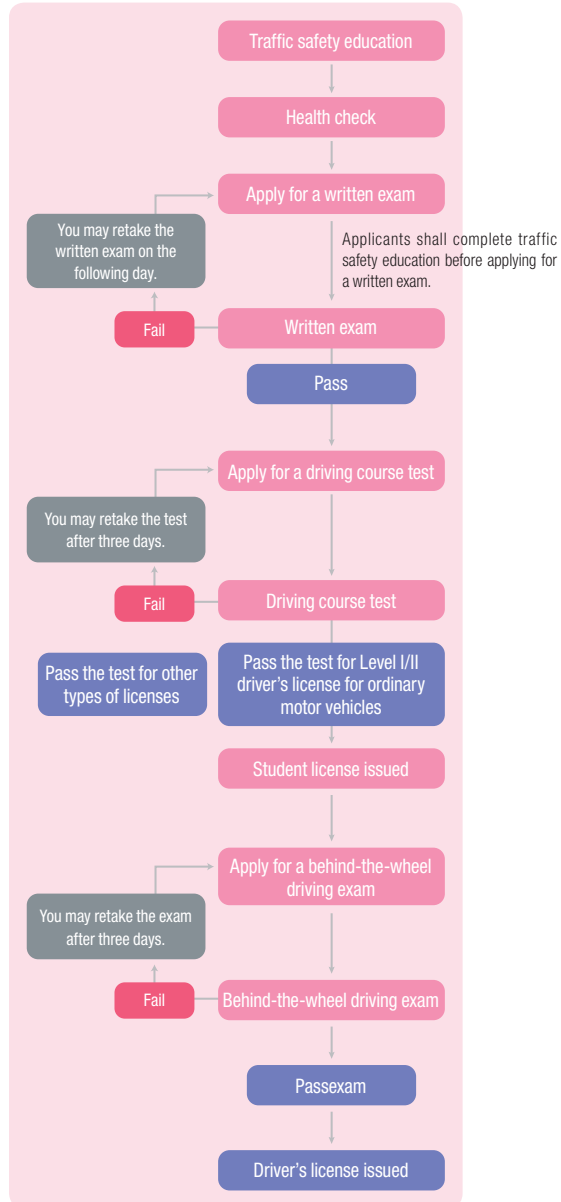
● Fees

- Health check clinics at regional driver's license examination offices :
Level I driver's license for large/special motor vehicles: 7,000 won; other types of licenses: 6,000 won
- Hospitals: Fees vary by hospital.

■ Written exam

● What to bring

Application form, 3 color photos taken within the last 6 months (3.5×4.5cm or 3×4cm), and ID (resident registration certificate, passport, alien registration certificate, etc.)



- Fees : Level I/II driver's license for ordinary motor vehicles: 7,500 won; driver's license for motorcycles: 5,000 won; Level II driver's license for small motor vehicles: 7,500 won
- Description : 40 multiple choice questions from among a question pool relating to transportation regulations, etc., required for safe driving
- Available languages : Korean, English, Chinese, and Vietnamese
- Announcement of results : You can see your score on the computer screen and whether you have passed or failed right after the exam is finished.

■ **Application for a driving course test**

- What to bring : Application form and ID (resident registration certificate, passport, alien registration certificate, etc.)
 - ※ If a representative of the applicant applies for the driving course test, he/she shall require his/her ID and a power of attorney written by the applicant.
- Fees : Level I/II driver's license for ordinary motor vehicles: 18,500 won; Level I driver's license for large motor vehicles: 17,000 won; Level I driver's license for special motor vehicles: 17,000 won; Driver's license for motorcycles: 6,000 won; Level II driver's license for small motor vehicles: 7,500 won

■ **Student license**

- A student license shall be effective for one year. An applicant with a student license can practice driving for the behind-the-wheel driving exam.
- Fees: 3,500 won

■ **Application for behind-the-wheel driving exam**

- Persons with a student license may apply for and schedule a behind-the-wheel driving exam.
- What to bring: Application form (with a student license) and ID (resident registration certificate, passport, alien registration certificate, etc.)
 - ※ If a representative of the applicant applies for the driving course test, he/she shall require his/her ID and a power of attorney written by the applicant.
- Fees : Behind-the-wheel driving exam : 25,000 won

■ **Driving school**

- If the applicant passes all tests (written exam, driving test, and behind-the-wheel driving exam), he/she will be issued a driver's license at the driver's license examination office.

■ **Driver's license examination offices**

Seoul has four driver's license examination offices: Gangnam, Gangseo, Dobong, and Seobu Driver's License Examination Offices.

Examination office	Address	Contact Information
Gangnam Driver's License Examination Office	23 Teheran-ro, 114-gil, Gangnam-gu, Seoul	
Gangseo Driver's License Examination Office	171 Nambusunhwan-ro, Gangseo-gu, Seoul	Korea Road Traffic Authority Driver's License Services ☎1577-1120 http://dl.koroad.or.kr
Dobong Driver's License Examination Office	1449 Dongil-ro, Nowon-gu, Seoul	
Seobu Driver's License Examination Office	13 World Cup-ro, 42-gil, Mapo-gu, Seoul	

TIP. Driving classes for foreigners

- **Korean National Police Agency** : The Korean National Police Agency provides driving classes for female immigrants and foreign workers. Dongdaemun, Mapo, Yeongdeungpo, Gwangjin, Gwanak, Gangseo, Songpa, and Dobong police stations provide driving classes. Contact one of these police stations for further details.
- **Seoul Global Center** : The Seoul Global Center provides driving classes and traffic safety education courses for foreigners. Visit the Seoul Global Center website (<http://global.seoul.go.kr> [Korean, English, and Chinese]) for further details.

2 International driving permit

The Republic of Korea signed the 1949 Geneva Convention on Road Traffic. Any person with an international driving permit issued by a nation that signed the 1949 Geneva Convention on Road Traffic can drive a motor vehicle in the Republic of Korea. From January 2002, any person with an international driving permit issued by a nation that signed the Vienna Convention on Road Traffic can drive a motor vehicle in the Republic of Korea. An international driving permit issued in countries she or he is from shall be effective until the expiry date specified on it. The effective period of an international driving permit shall be one year maximum from the date of entering Korea. An international driving permit shall not be renewed when it expires.

■ List of countries that accept international driving permits

Asia (24 countries)	New Zealand, Laos, Malaysia, Bangladesh, Vietnam, Sri Lanka, Singapore, Australia, India, Japan, Cambodia, Kyrgyzstan, Thailand, Papua New Guinea, Fiji, Philippines, Mongolia, Uzbekistan, Kazakhstan, Tajikistan, Turkmenistan, Pakistan, Hong Kong, Macau
Americas (19 countries)	Guatemala, Dominican Republic, United States of America, Barbados, Venezuela, Argentina, Haiti, Ecuador, Jamaica, Chile, Canada, Cuba, Trinidad and Tobago, Paraguay, Peru, Guyana, The Bahamas, Brazil, Uruguay
Europe (46 countries)	Vatican, Georgia, Greece, Netherlands, Norway, Denmark, Russia, Romania, Luxembourg, Monaco, Montenegro, Malta, Belgium, Bulgaria, Cyprus, San Marino, Serbia, Sweden, Spain, Slovakia, Iceland, Ireland, Albania, United Kingdom, Austria, Italy, Czech Republic, Turkey, Portugal, Poland, France, Finland, Hungary, Germany, Latvia, Lithuania, Moldova, Belarus, Bosnia and Herzegovina, Switzerland, Slovenia, Armenia, Estonia, Ukraine, Macedonia, Croatia
Middle East and Africa (42 countries)	Ghana, Namibia, Nigeria, Republic of South Africa, Niger, Lebanon, Lesotho, Rwanda, Madagascar, Malawi, Mali, Morocco, Benin, Botswana, Burkina Faso, Senegal, Syria, Sierra Leone, United Arab Emirates, Algeria, Jordan, Uganda, Israel, Egypt, Central African Republic, Zimbabwe, Ivory Coast, Democratic Republic of the Congo, Republic of the Congo, Togo, Tunisia, Liberia, Bahrain, Saudi Arabia, Seychelles, Azerbaijan, Iran, Iraq, Cape Verde, Qatar, Kenya, Kuwait

※ Although China has not signed the 1949 Geneva Convention on Road Traffic and the Vienna Convention on Road Traffic, international driving permits issued by Hong Kong, whose sovereignty was transferred from the United Kingdom (July 1, 1997) according to China's "One Country, Two Systems" policy, and Macau, whose sovereignty was transferred from Portugal (December 20, 1999), are effective in the Republic of Korea. Foreigners with an international license issued by Hong Kong or Macau can drive in the Republic of Korea.

■ Exchanging a foreign driver's license for a Korean driver's license

- A foreigner with a driver's license issued by a nation that accepts international driving permits can receive a Korean driver's license after a health check.
- According to Article 84 of the Road Traffic Act, a foreigner shall submit his/her foreign driver's license when receiving a Korean driver's license.
- The submitted driver's license will be returned when the foreigner departs from the Republic of Korea or wants to cancel his/her Korean driver's license, or at the request of the diplomatic mission. The submitted driver's license will be discarded if it is not reclaimed within ten years from the date of exchange.
- A foreigner with a driver's license issued by a nation that does not accept a Korean driver's license shall be required to take a written exam and health check.
- The written exam consists of 40 multiple choice questions. Applicants can choose a language from among Korean, English, Chinese, and Vietnamese.

- Documents required for exchanging a license from another country for a Korean license

Foreigners or overseas citizens	Korean nationals or permanent residents
<ul style="list-style-type: none"> • Foreign driver's license • Passport (Passport with stamps confirming entry and departure dates) • Alien registration certificate (Report card of the domestic place of residence for a foreign nationality Korean) • 3 color photos taken within the past 6 months • Embassy certificate of license • Certificate of entry into and departure from Korea (From the date of birth up to the present) • Fees : 7,500 won 	<ul style="list-style-type: none"> • Foreign driver's license • Passport (With the passport stamps showing date of entry and departure, it must be possible to confirm a stay of over 90 days in the country issuing the license.) ※ The right of permanent residence and visa are not acknowledged. • Resident registration certificate (including resident registration certificates for Korean nationals residing abroad) • 3 color photos taken within the past 6 months • Embassy certificate of license or Apostille • Certificate of entry into and departure from Korea (From the date of birth up to the present) • Fees : 7,500 won

■ Countries that accept Korean driver's licenses

Asia (27 countries)	New Zealand, Nepal, Taiwan, East Timor, Malaysia, Maldives, Myanmar, Vanuatu, Vietnam, Brunei, Samoa, Sri Lanka, Australia, Japan, Uzbekistan, India(Mumbai) , Cambodia, Kazakhstan, Cook Islands, Kyrgyzstan, Kiribati, Thailand, Tonga, Papua New Guinea, Fiji, Philippines, Hong Kong
Americas (21 countries)	Guatemala, Nicaragua , Dominican Republic, Commonwealth of Dominica, Mexico (Aguas Calientes, Guanajuato City, Guerrero, Tlaxcala), The Bahamas, Brazil, Federation of Saint Kitts and Nevis, Haiti, Antigua and Barbuda, Ecuador , El Salvador, Honduras , Uruguay, Chile, Canada , Costa Rica, Panama, Peru, Colombia , some US states (Maryland, Virginia, Washington, Massachusetts, Texas, Florida, Oregon, Michigan, Idaho, Alabama, West Virginia, Iowa, Colorado, Georgia, South Carolina, Arkansas, Tennessee, Hawaii, Wisconsin, Pennsylvania, Oklahoma, Arizona)
Europe (34 countries)	Greece, Netherlands, Denmark, Germany, Latvia , Romania, Luxembourg, Lithuania, Liechtenstein , Montenegro, Belgium , Bosnia and Herzegovina, Bulgaria , Cyprus, San Marino, Serbia, Switzerland, Spain, Slovakia, Ireland, Azerbaijan , Albania, United Kingdom, Austria, Italy , Georgia, Czech Republic, Croatia, Turkey, Portugal, Poland , France, Finland, Hungary
Middle East (13 countries)	Lebanon, Bahrain, Saudi Arabia, Iraq (Arbil), Iran, Israel , United Arab Emirates, Afghanistan, Yemen, Oman, Jordan, Qatar, Kuwait
Africa (39 countries)	Gabon, Gambia, Guinea, Guinea-Bissau, Namibia, Nigeria, South Africa , Niger, Liberia, Libya, Madagascar, Malawi, Mali, Morocco, Mauritius, Mauritania, Mozambique , Botswana, Burundi, Burkina Faso, Sao Tome and Principe, Senegal, Seychelles, Algeria, Swaziland, Angola, Eritrea, Ethiopia, Uganda, Zambia, Equatorial Guinea, Central African Republic, Zimbabwe, Chad, Cameroon, Cape Verde, Ivory Coast, Republic of the Congo, Tunisia

- ※ Nations written in red have concluded an agreement or convention with the Republic of Korea on mutual recognition. (23 countries)
- ※ Austria recognizes Korean drivers' licenses issued on or after January 1, 1997 and examination is exempt.
- ※ Australia recognizes people with a driver's license aged 25 and over, and New Zealand recognizes people who have obtained a driver's license at least two years ago.
- ※ A, A1, B1, C, C1, C1E, CE, D, D1, D1E, and DE type driver's licenses issued by Lithuania shall not be exchanged for a Korean driver's license.
- ※ Although Oregon and Idaho (U.S.A.) have signed an agreement on mutual recognition, people with a Korean driver's license shall be required to take a written exam.

3 Demerit points for violations of traffic regulations

Suspension of driver's license	Demerit points
1. Driving under the influence of alcohol (blood alcohol content 0.05% or higher and below 0.1%) 1-2. Criminally charged with a crime of bodily injury on another such as retaliatory driving using a motor vehicle	100
2. Speeding violation (over 60km/h)	60
3. Disobeying measures regarding a stopping or parking violation (limited to when the driver is one of a group or multiple people that disobeyed orders given by a police officer three or more times and impeded traffic) 3-2. Criminally charged with any dangerous collective conduct 3-3. Criminally charged with reckless driving	
4. Failing to comply with safe driving obligations (limited to when the driver is one of a group or multiple people that disobeyed orders given by a police officer three or more times and drove at the speed limit or in a matter that endangered or impeded others)	40
5. Failing to defuse disruptive passenger behavior	
6. Failing to appear in court for a summary judgment within 60 days from the last day of the court period or the fine payment period	
7. Lane-use violations (limited to center lane)	
8. Speeding violation (over 40km/h, below 60km/h)	
9. Improper railroad crossing 9-2. Failing to comply with school bus special protection rules 9-3. Failing to comply with school bus driver's obligations (except drivers with passengers who have not fastened their seat belts)	30
10. Driving on the shoulder of an expressway or motorway	
11. Driving in a bus-only or multi-passenger-vehicle-only lane on the expressway	
12. Failing to show a driver's license, etc., or failing to answer a police officer's questions for identification purposes	
13. Disobeying signals or instructions	
14. Speeding violation (over 20km/h, below 40km/h) 14-2. Speeding violation (20km/h or below in children protection zones between 8 am and 8 pm)	
15. "Passing-prohibited period" and location violations 15-2. Violating the restrictions on loading capacity or violating the preventions of falling loaded articles	15
16. Using a cell phone while driving 16-2. Displaying images at a location the driver can see while driving 16-3. Controlling a video display terminal while driving	
17. Driving a motor vehicle not equipped with a tachograph and violating other relevant regulations	

Suspension of driver's license	Demerit points
18. Lane-use violations (driving on the sidewalk, violating crosswalk procedures)	10
19. Failing to use the designated lane (including lane changing where it is not allowed)	
20. Driving on exclusive-use lanes of general roads	
21. Safe following distance violations (including violations of lane-changing procedures)	
22. Improper passing	
23. Failing to take measures to protect pedestrians (including crossing the stopping line at a light)	
24. Failing to heed obligation to prevent passengers from falling	
25. Failing to comply with safe driving obligations	
26. Impeding traffic by arguing, fighting, etc. on the road	
27. Throwing or projecting a stone, glass bottle, metal object, or other article likely to cause damage to a person, motor vehicle, or horse	
28. Throwing articles from any motor vehicle or horse traveling along a road	

02 Traffic Accidents



1 What to do when you are involved in a traffic accident

When a traffic accident occurs, each driver and passengers shall stop the car immediately, take any necessary measures to provide assistance to casualties, and report to the nearest police substation or police station without delay.

■ Information to be reported

- The place where the accident occurs
- The number of casualties and extent of injuries, if any
- Damaged property and extent of such damage
- Other measures to be taken

■ Prohibition on hindering response measures when an accident occurs

- In cases where a traffic accident occurs, no passenger shall hinder any measures taken by the driver, etc. or the act of making the report.
- All involved parties shall observe good manners in terms of ethics, regardless of the legal procedures for the accident.
- If any person witnesses a hit-and-run accident, the witness shall take measures necessary to provide assistance to the victims and call 112 to report the accident, including all relevant information, such as the license plate number, model, color, etc., of the offender's vehicle.
- On the scene, there may be an oil spill, or a vehicle may contain dangerous/flammable articles. Therefore, those at the scene should not smoke or throw matches on the ground.

2 Demerit points for traffic accidents

Demerit points by damage			
Involving personal injury or death	For each death	90	Death within 72 hours of the accident
	For each seriously injured person	15	Injury requiring medical treatment for three weeks or longer, according to a doctor's diagnosis
	For each injured person	5	Injury requiring medical treatment for five days or longer and less than three weeks, according to a doctor's diagnosis
	For each reported light injury	2	Injury requiring medical treatment for less than five days, according to a doctor's diagnosis
Failure to take necessary measures			
15	Hit-and-run after causing damage to property		
30	1. Did not take immediate measures, such as rescuing victims, but voluntarily reported the accident 2. Voluntarily reported the accident within the reporting period (three hours for expressways, special metropolitan cities, metropolitan cities, and within city jurisdictions, as well as Ris or areas that have police stations within the jurisdiction of a Gun (except Guns in metropolitan cities); 12 hours for other areas)		
60	Did not voluntarily report the accident within 3 hours(12 hours for other areas) but voluntarily reported the accident within 48 hours after that		

3 Bicycle accidents

- In the Republic of Korea, bicycles are classified as “motor vehicles and horses.” Drivers of bicycles shall make efforts to use bicycles safely by complying with the transportation regulations under the Road Traffic Act.
- In the event of a bicycle accident, the same measures shall be taken as a motor vehicle accident.
- If an accident occurs between bicycles only and it is obvious that no one got hurt and only the bicycles were damaged, the accident does not need to be reported to the police when necessary measures are taken to prevent risks on the road and ensure smooth communication.
- Anyone who has failed to report measures, etc. when any accident occurs shall be punished by a fine not exceeding 300,000 won or by penal detention.

03 Vehicle Registration & Cancellation



1 New registration

A person who has purchased a motor vehicle shall file an application for a new motor vehicle registration. A motor vehicle manufacturer, seller, etc. may file an application for the new motor vehicle registration in lieu of the buyer. Any person who operates a motor vehicle without making a registration shall be punished by imprisonment for not more than two years, or by a fine not exceeding 20 million won.

■ How to register

A person who intends to register a motor vehicle shall file the application with the City Hall/Provincial Office, the Si/Gun/Gu Office, or Vehicle Registration Office, or via the National Car Management Portal website (www.ecar.go.kr [Korean]).

■ Documents required

- Alien registration certificate and copy of passport
- Application for new motor vehicle registration
- Documents proving ownership (only applicable when ownership of a newly built motor vehicle or imported motor vehicle cannot be proven)
- Certificate of manufacturer of a motor vehicle (only applicable to newly built motor vehicles)
- Import declaration certificate or certificate of import (applicable to imported motor vehicles)
- Motor vehicle inspection certificates or Motor vehicle safety inspection certificates

- Temporary operation permit (if temporary operation permission was obtained)
- Two temporary operation permit license plates (if temporary operation permission was obtained)
- Certificate of liability insurance and purchase certificate of government bonds
- **Reregistration of a motor vehicle for which a cancellation of registration has been made**
 - Documents stated above, a certificate proving the cancellation of registration, and a new inspection certificate

2 Registration of transfer

If a person has purchased a used motor vehicle through a registered motor vehicle dealer, the dealer shall file an application for registration of transfer in lieu of the transferee, except in cases where such transferee wants to apply for such registration in person. Where a transferee fails to file an application for registration of transfer, a transferor may apply for such registration. Any person who fails to file an application for registration of transfer may be punished by a fine not exceeding 500,000 won.

■ **Transfer registration period**

Item	Period
Purchases	Within 15 days after date of purchase
Donations	Within 20 days after date of donation
Inheritance	Within six months after the last day of the month that the date of the commencement of inheritance falls on
Other cases	Within 15 days

■ **How to register**

A person who intends to register a motor vehicle shall file an application for the new motor vehicle registration with the City Hall/Provincial Office or the Si/Gun/Gu Office, or via the National Car Management Portal website (www.ecar.go.kr [Korean]).

※ Motor vehicle dealers shall file an application for registration of transfer in person at an office.

■ **Documents required**

- Application for registration of transfer
- Car transfer certificate (applicable to purchases only)
- Certificate of donation (applicable to donations only)
- The transferor's legal seal and certificate of personal seal impression (Applicable to the registration of transfer by purchase only. It shall be stated that the purpose of use of the legal seal in the Purpose of Use field of the certificate of legal seal is for selling a motor vehicle. In addition, the transferee's name and resident registration number shall be written.) If falling under any of the following cases, the transferor's certificate of legal seal does not have to be attached.
 - >> Cases where a motor vehicle dealer or owner of a motor vehicle auction house sells or intermediates its transaction;
 - >> Cases where a transaction is directly made between a transferor and transferee and the transferor confirms the transfer of a motor vehicle in person at the relevant institution
- Motor vehicle registration (except in cases where the transferor applies for registration)
 - ※ Before making a payment, the buyer shall check with the Transportation Administration Division of the Si/Gun/Gu Office having jurisdiction over the owner's address to determine whether the motor vehicle is to be seized due to unpaid taxes or penalties.

3 Registration for modification

■ **Registration procedure and period**

A person who intends to register the modification of a motor vehicle shall file an application for the registration of modification with the City Hall/Provincial Office or the Si/Gun/Gu Office, or via the National Car Management Portal website (www.ecar.go.kr [Korean]).

- Within 30 days from the date on which such grounds occur

■ Documents required

- Application for registration of modification
- Documents proving the grounds for registration of modification (modification history)
- Motor vehicle registration license plate (if the motor vehicle registration number has changed)
- Owner : ID / Authorized representative: Power of attorney (with owner's seal) and a copy of the owner's ID

4 Motor vehicles brought from abroad as part of freight for moving

Any foreigner who intends to enter the Republic of Korea to stay for at least one year, or who intends to enter the Republic of Korea to stay with his/her family for six or more months and less than one year, may bring his/her motor vehicle as part of freight for moving.

■ Recognition criteria and method

- The motor vehicle shall be recognized as part of the freight for moving by Customs. Only two-wheeled motor vehicles (50cc or higher engine displacement) and passenger vehicles can be brought in.
- Small-sized vehicles and sedans may be brought in, but trucks, mobile homes, and 10-seater or larger cars are prohibited.
- A motor vehicle that has been registered under the name of the foreigner or his/her family and has been used for at least three months before the date of entry shall be recognized as part of freight for moving.
- The motor vehicle registration, certificate of title, and insurance documents shall be submitted.
- Contact the Korea Transportation Safety Authority (☎1577-0990 www.ts2020.kr [Korean and English]) for information on automobile inspections and emission tests, and the National Institute of Environmental Research (☎032-560-7114 www.nier.go.kr [Korean and English]) for information on emissions and noise.

5 Motor vehicle insurance

- If a foreigner intends to own and operate a motor vehicle in the Republic of Korea, he/she shall purchase an insurance policy.
- Any person who fails to purchase a mandatory insurance policy shall be subject to **an administrative fine not exceeding three million won in accordance with Subparagraph 1 of Article 48 (3) of the Guarantee of Automobile Accident Compensation.**
- Any person who operates a motor vehicle with no mandatory insurance shall be punished by **imprisonment with labor for not more than one year or by a fine not exceeding 10 million won** in accordance with Article 46 (2) of the Guarantee of Automobile Accident Compensation Act.
- Visit the General Insurance Association of Korea website (<http://kpub.knia.or.kr> [Korean]) to obtain and compare information on motor vehicle insurance policy types, premiums, and discount/surcharge rates.

6 Regular inspection of motor vehicles

All motor vehicles considered in use shall undergo a regular inspection in accordance with the Motor Vehicle Management Act.

■ Inspection intervals and administrative fines

- Passenger vehicles: From the fourth year of the initial registration date of the motor vehicle, a regular inspection shall be performed every two years. (Varies depending on the type of motor vehicle)
- Inspection period: Within 31 days before and after the expiry date of regular inspection
- Administrative fines: If the motor vehicle owner does not receive an inspection within the inspection period, he/she may face an administrative fine.
 - ※ The motor vehicle owner shall be fined 20,000 won if an inspection is performed within 30 days after the inspection period. 10,000 won is added every three days, beginning 30 days after the inspection period (up to a maximum of 300,000 won).
- If a person cannot complete a regular inspection within the inspection period, he/she may apply for an extension. Motor vehicle inspection station

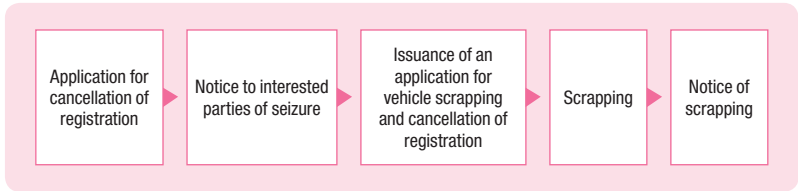
7 Vehicle scrapping

A motor vehicle owner can conduct vehicle scrapping at any registered junkyard in the country. The owner shall present his/her motor vehicle registration and ID to conduct vehicle scrapping. If he/she wants to conduct vehicle scrapping through an agency (vehicle scrapping agency) instead of at a registered junkyard, he/she shall bring his/her certificate of legal seal and a power of attorney as well. Visit the Korea Auto Dismantlement Recycling Association website (www.kasa.or.kr [Korean and English]) to find junkyards in Seoul.

■ Documents required

- Motor vehicle registration
- A copy of the motor vehicle's registration record, issued within the past three days
- Certificate of title, sealed with the owner's legal seal
- Alien registration certificate

■ Vehicle scrapping procedure



※ If a motor vehicle owner conducts vehicle scrapping at an unlicensed junkyard, he/she cannot receive a certificate of car scrapping. If a problem arises in this case, the owner shall take responsibility. Therefore, it is recommended to use a registered junkyard.

04 Rent-a-car & Car Sharing



1 Rent-a-car

Rent-a-car is a service whereby automobiles are rented to people with a driver's license. Most Korean car rental companies rent automobiles to foreigners who meet the following conditions.

■ Requirements

- Must be 21 years or older, with at least one year of driving experience
- Must have a valid driver's license (Korean/International)
 - ※ A foreigner with an international driving permit shall present his/her passport and a valid driver's license issued by his/her country.

■ Car rental companies

Company	Contact
AJ Rentacar	☎1544-1600, www.ajrentacar.co.kr [Korean and English]
Lotte Rent-a-car	☎1588-1230, www.lotterentacar.net [Korean and English]
Sixt Rent-a-car	☎1588-3373, www.sixt.co.kr [Korean and English]

※ Search "렌터카" (Rent-a-car) or "렌터카회사" (Car rental companies) on a portal site to obtain further information. Car rental prices vary depending on the companies. Compare the prices before you rent a car.

2 Car sharing

Car sharing is one of the ways to rent a car. It is different from a car rental service.

■ Description

- Unlike car rental services, car sharing is available for members only.
- A rental car agreement is generally on a daily basis and additional charges are applied on an hourly basis at the time of return. On the other hand, car sharing is conducted on hourly or minute-based rates. It is a useful service for those who need a motor vehicle for a short period of time.

■ Car sharing services

Company	Contact
Green Car	☎080-2000-3000, www.greencar.co.kr [Korean]
Socar	☎1661-3315, www.socar.kr [Korean]
Zerocar	☎1661-4448, http://zerocar.socar.kr [Korean]

05 Motorcycles



Motorcycles are generally cheaper than automobiles and are convenient to drive on Seoul's busy downtown roads. Businesses in particular use motorcycles for parcel services, motorcycle courier services, food delivery, etc. Many people use motorcycles to go to school or work. Most motorcycle riders use motorcycles because of the low costs and convenience.



Motorcycles

1 Acquisition of license

Types of motorcycles	Driver's Licenses
125cc or higher displacement	Driver's License + Level II Driver's License for Motorcycles
Less than 125cc displacement	Level I/II Driver's License for Ordinary Motor Vehicles
Scooters	Level I/II Driver's License for Ordinary Motor Vehicles

※ People aged 18 and over can take a test for a Level II driver's license for motorcycles. Motorcycles shall not be used on the expressways.

2 Registration and insurance

- **Motorcycle registration** : A foreigner can register a motorcycle at the Transportation Administration Division of the Gu Office having jurisdiction over his/her domicile by submitting his/her alien registration certificate, certificate of manufacturer of a motorcycle, and certificate of insurance.
- **Insurance** : Just like with automobiles, a foreigner who intends to own and operate a motorcycle in the Republic of Korea shall purchase an insurance policy.



I have exchanged my Chinese driver's license for a Korean driver's license. I'm going to go to China for a while, so I need my Chinese driver's license back. Then, should I return my Korean driver's license?



In such cases, you don't need to return your Korean driver's license. You can keep and use your Korean driver's license in the Republic of Korea until its expiry date. To get your Chinese driver's license back, bring your airline or passage ticket proving your departure plan, passport, alien registration certificate, and Korean driver's license, and visit the Driver's License Examination Office where you submitted your Chinese driver's license.

I got caught driving drunk with a blood alcohol level of 0.05%. What punishment will I get?



According to the penal provisions for drunk driving, anyone whose blood alcohol level content is not less than 0.05%, but less than 0.1%, shall be punished by imprisonment with prison labor for not more than six months or by a fine not exceeding three million won.



GUIDEBOOK FOR
LIVING IN SEOUL

TELECOMMUNICATIONS & FINANCE



- 01 Telecommunications Services
- 02 Financial Services
- + Q&A

01 Telecommunications Services



1 Telephones

■ Landline telephones

Unlike cell phones, landline telephones are connected via “communication lines.” Contact any telecommunication service provider offering landline phone services, such as KT (☎100, www.kt.com) and SK Broadband (☎106, www.skbroadband.com), to apply for the service. Telephone bills, subscription fees, and installation charges vary depending on the products. A foreigner should submit a copy of his/her passport and alien registration certificate to apply for landline phone service.

■ Cell phones

• How to get a cell phone number

Leading telecommunication service providers include SK Telecom [Korean and English], KT Olleh [Korean and English], and LG U+. To get a cell phone number, you should submit the required documents, such as a copy of your passport, alien registration certificate, and bankbook. If an authorized representative is applying for the service, he/she should visit a telecommunications agency with his/her ID and the user's required documents. The term of a contract is generally two years. You should pay a penalty if you terminate the contract before the expiration date. You can choose between a prepayment or deferred payment plan.

TIP. Leading telecommunications service providers



Anyone can get a cell phone number from SKT. However, cell phone prices may vary depending on the types of visa. In addition, you should buy an insurance policy to get a cell phone number.

☎080-816-2000, 080-011-6000, www.tworld.co.kr



You can get a cell phone when the remaining period of stay is three months or more.

☎114 (cell phone), Just call 100, www.kt.com



You can get a cell phone number if the remaining period of stay is one day or more. However, you should purchase a cell phone and conclude a one-year or two-year contract. You can pay your cell phone bills in various ways by wire transfer, the electric billing system (GIRO), or CD/ATM, with your credit card, or online.

☎114 (cell phone), Just call 101, www.uplus.co.kr

2 Internet

■ High-speed internet

- **How to apply for service** : Leading high-speed internet service providers include Olleh KT, SK Broadband, and LG U+. Contact the customer service center of an internet service provider or sign up via the website and apply for the service. Then, a technician will visit your house and install the internet service. You should pay installation charges at the beginning. Internet service charges vary depending on service providers and plans.
- **Service charges** : The term of a contract is generally one year, two years, or three years. The discount rates vary depending on the term of the contract. If you terminate the contract before the expiration date, you may have to return all the discounts you have received, as a penalty. If the internet service provider has provided some equipment, such as a modem and AP, for free according to the terms of your contract, you may have to pay the rental fees you have used so far.

Internet service provider	Website	Contact
Olleh KT	www.kt.com	General phone number : ☎100 (Free) → #2 (English) Cell phone: Area code+100 (charged service) [English, Chinese, and Japanese] 1588-8448
SK Broadband	www.skbroadband.com	☎106 / 010-8282-106 [English, Chinese, and Japanese] Upon request
LG U+	www.uplus.co.kr	☎101 [English] Upon request

■ Portable Wi-Fi

You can use the internet anywhere and at anytime using a portable Wi-Fi hotspot. Visit an agency of SKT, KT, or LG U+ to apply for service. The term of a contract is generally two years. You should pay a penalty if you terminate the contract during before the expiration date.



■ Internet cafes

They are also known as PC rooms. At a PC room, you can use the internet or enjoy online games, etc., for an hourly fee or flat rate. Most PC rooms are open 24 hours. The cost for an hour ranges from 1,000 to 2,000 won. You can enjoy some snacks here.



3 Post and courier services

■ Domestic mail

To send a letter, visit the nearest post office and write the recipient's address and zip code on the envelope. Postage rates depend on the type of envelopes (whether you use an ordinary envelope or not), the letter weight, etc. Registered mail is more expensive than regular mail. If you use registered mail, you can track your mail and check if the recipient receives it. It is recommended that you use registered mail for important mail. Post offices are generally open from 9 am to 6 pm. Some post offices are open until 8 pm or on Saturdays.

● Korea Post Call Center

General customers ☎1588-1300, 02-2108-0069 (foreign language services available) / Weekdays: 9:00 am - 6:00 pm / Saturdays : 9:00 am - 1:00 pm

Foreign customers ☎82-2-2128-9895 / Weekdays : 9:00 am - 6:00 pm / Closed on weekends and holidays

TIP. Address transfer service

If your address changed because of moving into a new place or moving out of an old place and want to receive mail at your new address, you can use this service. You can select a service period from among three, six, nine, or 12 months. The service is free in the same district. Visit the website of e-Post (www.epost.go.kr) for further information.

● International mail

If you need to send a letter, documents, or parcel to a foreign country urgently, you can use EMS (Express Mail Service), which is an international express postal service. Postage rates depend on the type and weight of the mail. After sending international mail (EMS, package by airmail, and registered mail), you can track your mail via the ePost or International Mail Tracking Office of the ePost Call Center website. Multicultural families can get a 10% discount when sending EMS to their homeland. (As of August 2017)

● Courier service

Courier service is a service where a courier delivers mail, packages, etc., to destinations.

Courier services	URL	Contact
Hanjin Logistics	www.hanjin.co.kr	1588-0011
CJ Logistics	www.cjlogistics.com	1588-1255
KGB Logistics	www.kgbls.co.kr	1577-0123
Logen Logistics	www.ilogen.com	1588-9988
Korea Post	http://parcel.epost.go.kr	1588-1300

4 Mail orders

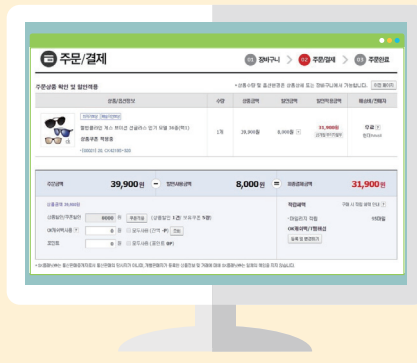
A mail order is used for the buying and selling of goods online or by television, catalogs, and other means of communication. For mail orders, the seller and buyer do not have to meet face-to-face to make a transaction. There are various types of mail orders, such as online shopping, TV home shopping, catalog shopping, etc.

■ Online shopping

Online shopping malls sell a wide range of goods and services, such as clothes, foods, daily necessities, home appliances, travel packages, etc. In addition to online hypermarket and department store shopping malls, many people use Gmarket, Auction, We Make Price, TMON, 11STREET, Coupang, and other social commerce sites.

TIP. How to do online shopping

①Sign up (Use your name exactly as written on your alien registration certificate) → ②Log in → ③Purchase or add to cart → ④Make a payment → ⑤Select a payment method (Credit card, debit card, simple payment, cash, mobile billing, etc.) → ⑥Check the shipping charges, address, and total price and make a payment (Payment methods may vary depending on the shopping malls)



02 Financial Services



1 Banks

■ How to open a bank account

Foreigners residing in Korea and foreigners residing abroad should follow different procedures to open a bank account. The bank account holder should visit a bank and present his/her ID (passport, alien registration certificate, report card of the domestic place of residence, etc.) to make a bank transaction. In the Republic of Korea, all financial transactions should be made after confirming the bank account holder's real name according to the Real Name Verification Act. If an authorized representative intends to make a transaction in lieu of the bank account holder, he/she should bring evidential documents required for the financial transactions.

Foreigners residing in Korea	Foreigners residing abroad	Korean nationals residing abroad
<ul style="list-style-type: none"> Foreigners residing in Korea who have reported the place of residence or have filed for alien registration can make financial transactions in the same way as Korean nationals do. 	<ul style="list-style-type: none"> Foreigners residing abroad can only deposit and withdraw money sent or collected from abroad and exchanged via a foreign exchange bank in Korea. The difference with bank accounts of Korean nationals is that the bank account holder should pay transfer income taxes if he/she obtains profits from a transfer of shares. Interest dividends depend on the income tax rates agreed under the tax treaty concluded between the Republic of Korea and the person's nation. 	<ul style="list-style-type: none"> Korean nationals residing abroad can select a Korean currency bank account or a foreign currency bank account depending on whether they reside in Korea or not. Korean nationals residing abroad aged 17 and over may be issued a resident registration certificate proving that they are Korean nationals residing abroad.

■ Remittance

You can remit up to USD 50,000 (remittance+exchange) via a designated foreign exchange bank. If you have documents proving how you have acquired the funds, you may remit money within the acquired income. Fees and restrictions may vary depending on the bank.

- Documents required : Passport, alien registration certificate, and income certificate if applicable
- Money transfer to a foreign bank account : You can send money quickly and easily by wire transfer. Write the recipient's name, address, account number, bank, bank branch, etc., in English.

■ Exchange

You can change foreign currencies or traveler's checks for Korean won at any foreign exchange bank in Korea or any currency exchange office located in airports, etc. You can exchange up to \$10,000 per entry. Exchange rates vary depending on market conditions.

TIP. Foreign exchange regulation

Foreign tourists, foreigners residing in Korea, and foreigners residing abroad should comply with the following foreign exchange regulations.

■ When buying Korean won

You can only exchange money you brought into Korea for Korean won. Foreigners residing abroad who are temporarily staying in Korea may sell or buy Korean won within the limit of USD 10,000.

■ When buying foreign currencies

Foreigners can buy foreign currency within their income limit generated in the Republic of Korea or the amount of foreign currency they disposed of. If a foreigner does not have any record of selling foreign currency in Korea, he/she may buy foreign currency up to \$10,000 as travel expenses without reporting. In this case, he/she shall present his/her passport. The same applies to overseas remittance.


- KEB Hana Bank ☎1599-1111 (Press 8 for foreign language services) / www.kebhana.com [Korean, English, Japanese, Chinese, and Vietnamese]
- Woori Bank ☎1588-5000 (For foreigners only: 1599-2288) / www.wooribank.com [Korean, Chinese, Japanese, Filipino, Vietnamese, and Mongolian]

■ Online banking

Online banking is a financial system that enables a bank's customers to conduct a range of financial transactions online. To use online banking services, foreigners should visit a bank and be issued an authentication certificate and personal security card. Foreigners should be careful not to lose their security cards because such cards may be used in financial crimes, etc.

■ Credit cards

- **Eligibility :** Credit card companies have different eligibility conditions. Foreigners who meet such conditions may be issued a credit card. Applicants may be rejected according to the screening results. Some credit card companies do not issue credit cards to foreigners.
- **Issuance of a credit card and documents required:** Visit the nearest bank, credit card agency, or the website of a bank or a credit card company to apply for a credit card. You should submit an application form (including a photo), alien registration certificate, and income certificate (certificate of employment, tax invoice, etc.) if applicable. Required documents may vary depending on the credit card companies and banks.
- **Annual fees :** Credit card holders should pay annual fees every year on the month when the credit card was issued. Annual fees include credit card issuance fees, service charges, etc. Annual fees consist of basic fees and service charges (except family credit cards, corporate credit cards, etc.). Basic fees are charged once a year regardless of the number of credit cards, and service charges depend on which credit cards the holder has.





I'm an international student without earned income. Can I be issued a credit card?



Credit card issuance criteria vary depending on the bank. If you deposit more money than the minimum balance in your bank account and set the minimum balance as the limit, you may be issued a credit card. However, you should maintain the minimum balance in your bank account while you use the credit card.

I'm a foreigner residing in the Republic of Korea. What is the maximum amount of money I can send to my country?



Foreigners residing in the Republic of Korea can send up to 50 million won to foreign countries each year. Any foreigner with a work visa who intends to send more than 50 million won should submit an income tax payment certificate issued by the employer to a bank. Then, he/she can send money within his/her income.

I purchased a Korean cell phone abroad. Can I use it in Korea?



70% of smartphones launched after 2011 have a function to select GSM and DCMA. If your smartphone has this function, you can use it in Korea after purchasing and inserting a USIM card.

I'd like to use an overseas online shopping mall. How can I find out about tax information and delivery status?



Before you purchase some goods from an online shopping mall, check via the website of Korea Post (www.koreapost.go.kr) if the goods are allowed to be brought into Korea. If the prices of the allowable goods, including the shipping fee, does not exceed 150,000 won, you are exempted from customs duties. Customs duties vary depending on items. You should pay the courier customs duties when receiving the goods. Books are not subject to taxation. Visit the website of the Korea Customs Service (<http://english.customs.go.kr>) for further information.

GUIDEBOOK FOR LIVING IN SEOUL

LEISURE ACTIVITIES



- 01 Parks in Seoul
- 02 Sporting Facilities
- 03 Cultural Assets & Cultural Facilities
- 04 Touring Seoul
- 05 Traditional Markets in Seoul
- 06 International Grocery Stores
- 07 Volunteering
- + Q&A

01 Parks in Seoul



1 Hangang Parks

Many parks are located near the Hangang River. There are a total of 11 Hangang Parks, in Gangseo, Yanghwa, Mangwon, Seonyudo Island, Yeouido, Ichon, Banpo, Jamwon, Ttukseom, Jamsil, and Gwangnaru.

- Hangang Project Headquarters
<http://hangang.seoul.go.kr>



2 World Cup Park

World Cup Park, located near Seoul World Cup Stadium, was once a 15-year-old landfill. This landfill was transformed into a large-scale ecological park named World Cup Park to commemorate the 2002 Korea-Japan World Cup Games and the new millennium. World Cup Park consists of five parks: Pyeonghwa Park, the most popular park among the five parks, Haneul Park, Noeul Park, Nanjicheon Park, and Nanji Hangang Park.

- Location : 84, Haneulgongwon-ro, Mapo-gu, Seoul
 World Cup Stadium Station (Line 6)
- Inquiries : 02-300-5500
<http://parks.seoul.go.kr/template/sub/worldcuppark.do>



3 Olympic Park


Olympic Park was built to commemorate the 1986 Asian Games and the 1988 Summer Olympics. It is now loved by many citizens as an urban rest area and used for a variety of purposes such as sports, culture, arts, history, education, etc.

- Location : 424, Olympic-ro, Songpa-gu, Seoul
 Olympic Park Station (Line 5)
 Mongchontoseong Station (Line 8)
- Inquiries: 02-410-1114
www.olympicpark.co.kr



4 Seonyudo Park


Seonyudo Park is an ecological park and a water park, repurposing a former water purification plant. The park consists of a Water Purifying Botanical Garden, Aquatic Botanical Garden, Eco-friendly Water Playground, etc. Visitors can see a variety of aquatic plants and enjoy the ecological forest.

- Location : 343, Seonyu-ro, Yeongdeungpo-gu, Seoul
 Seonyudo Station (Line 9)
- Inquiries : 02-2631-9368



5 Seoul Forest

Seoul Forest opened in June 2005. The former Titukseom Sports Park was transformed into an urban forest, just like Central Park in New York. Visitors can enjoy a walk around large trees. The park includes an outdoor stage, plaza, artificial ponds, etc.

- Location : 273, Titukseom-ro, Seongdong-gu, Seoul
 Seoul Forest Station (Bundang Line)
- Inquiries : 02-460-2905



6 Songpa Naru Park

Songpa Naru Park, also known as Seokchon Lake Park, is located near Seokchon Lake, Jamsil. As an amusement park, department store, and other attractions are near the park, the park is loved by many students and families.

- Location : 136, Samhaksa-ro, Songpa-gu, Seoul
 Jamsil Station (Line 2 and 8)
 Seokchon Station (Line 8)
- Inquiries: 02-2147-3380



※ Seoul has a lot of parks with many different themes.
Visit the website of Seoul Mountains and Parks (<http://parks.seoul.go.kr> [Korean]) for further information.

02 Sporting Facilities



1 Sports centers

Each Gu of Seoul has sports centers. Sports centers have a wide range of exercise equipment for weight training and cardiovascular exercise. Sports centers operate a variety of sports programs such as fitness, swimming, basketball, yoga, badminton, kendo, etc. Programs vary depending on sports centers.



2 How to book a sports facility

You can book a sports facility via the website of Reservation for Public Service (<http://yeyak.seoul.go.kr> [Korean and English]). In addition to sports facilities, you may enroll in a program or rent a place or facility. You need your alien registration certificate to use the services.

03 Cultural Assets & Cultural Facilities



1 Major palaces

Seoul has four royal palaces which were constructed during the Joseon Dynasty: Gyeongbokgung Palace, Changdeokgung Palace, Changgyeonggung Palace, and Deoksugung Palace are all located in downtown Seoul. As the palaces are near City Hall, Gwanghwamun Gate, Insa-dong, and other attractions, visitors can enjoy a variety of cultural experiences as well as the palaces.

Name	Location and contact
<p>Gyeongbokgung Palace</p> 	<ul style="list-style-type: none"> • Address : 161, Sajik-ro, Jongno-gu, Seoul •  Gyeongbokgung Station (Line 3) • Inquiries : 02-3700-3900, www.royalpalace.go.kr [Korean and English]
<p>Changdeokgung Palace</p> 	<ul style="list-style-type: none"> • Address : 99, Yulgok-ro, Jongno-gu, Seoul •  Anguk Station (Line 3) • Inquiries : 02-3668-2300, www.cdg.go.kr [Korean and English]
<p>Deoksugung Palace</p> 	<ul style="list-style-type: none"> • Address : 97, Sejong-daero, Jongno-gu, Seoul •  City Hall Station (Line 1 and 2) • Inquiries : 02-771-9951, www.deoksugung.go.kr [Korean and English]

Name	Image	Location and contact
Changgyeonggung Palace		<ul style="list-style-type: none"> • Address : 185, Changgyeonggung-ro, Jongno-gu, Seoul •  Hyehwajong Station (Line 4) • Inquiries : 02-762-4868, http://cgg.cha.go.kr [Korean, English, Chinese, and Japanese]
Jongmyo Shrine		<ul style="list-style-type: none"> • Address : 157, Jong-ro, Jongno-gu, Seoul •  Jongno 3-ga Station (Line 1, 3, and 5) • Inquiries : 02-765-0195, http://jm.cha.go.kr [Korean, English, Chinese, and Japanese]

2 Performances

■ Seoul has many concert halls of different sizes, such as the National Theater of Korea, Sejong Center for the Performing Arts, Seoul Arts Center, and LG Arts Center. Concert halls provide a wide range of performing arts, including traditional performances, musicals, concerts, and plays. Small theaters are concentrated in Daehak-ro, located in Hyehwadong, Jongno-gu. You can enjoy a variety of shows in this area. Some shows provide English subtitles for foreigners.



■ In addition to concert halls, you can easily see street performances in Seoul. In particular, Hongdae is popular for street performances and busking. In this area, you can easily meet young artists performing music on the street. Many clubbers gather in Hongdae at night to enjoy dancing and music. Hongdae becomes a huge place for festivals every night.



■ Online ticket booking service





The website of Visit Seoul Net (www.visitseoul.net [Korean, English, Chinese, and Japanese]) provides one-stop online ticketing services. You can search and buy tickets for various performances and movies. You may pay with a foreign credit card.





3 Art galleries and museums

Seoul has numerous museums and art galleries of different themes, such as Korean history, traditional Korean culture, etc. Visitors can enjoy a variety of exhibitions and arts and cultural events.

■ Art galleries

Name	Location and contact
 <p data-bbox="311 508 449 530">Seoul Museum of Art</p>	<ul style="list-style-type: none"> • Address : 61, Deoksugung-gil, Jung-gu, Seoul  City Hall Station (Line 1 and 2) • Business hours : Weekdays (Tuesday through Friday) : 10:00am - 8:00pm Weekends and holidays : 10:00am - 7:00pm ※ Winter (November through February) 10:00am - 6:00pm • Inquiries : 02-2124-8800 http://sema.seoul.go.kr [Korean, English, Chinese, and Japanese]
 <p data-bbox="295 728 464 751">Buk Seoul Museum of Art</p>	<ul style="list-style-type: none"> • Address : 1238, Dongil-ro, Nowon-gu, Seoul  Junggye Station and Hagye Station (Line 7) • Business hours : Weekdays (Tuesday through Friday) : 10:00am - 8:00pm Weekends and holidays : 10:00am - 7:00pm ※ Winter (November through February) 10:00am - 6:00pm • Inquiries : 02-2124-5248~9 http://sema.seoul.go.kr/bukseoul [Korean]

Name	Location and contact
 <p data-bbox="292 1035 468 1058">National Museum of Korea</p>	<ul style="list-style-type: none"> • Address : 137, Seobinggo-ro, Yongsan-gu, Seoul  Ichon Station (Line 4) • Close : January 1, Lunar New Year's Day, and Chuseok • Inquiries : 02-2077-9000, www.museum.go.kr [Korean, English, Chinese, and Japanese]
 <p data-bbox="244 1221 516 1244">Children's Museum of National Museum of Korea</p>	<ul style="list-style-type: none"> • Address : 137, Seobinggo-ro, Yongsan-gu, Seoul  Ichon Station (Line 4) • Close : January 1, Lunar New Year's Day, and Chuseok • Inquiries : 02-2077-9000, www.museum.go.kr/site/child [Korean]
 <p data-bbox="292 1407 468 1430">National Museum of Korea</p>	<ul style="list-style-type: none"> • Address : 2364, Nambusunhwan-ro, Seocho-gu, Seoul  Nambu Bus Terminal Station (Line 3) • Close : Every Monday and January 1 • Inquiries : 02-580-3130, www.gugak.go.kr [Korean]

Name	Location and contact
 <p data-bbox="244 412 417 435">National Hangeul Museum</p>	<ul style="list-style-type: none"> • Address : 139, Seobinggo-ro, Yongsan-gu, Seoul  Ichon Station (Line 4) • Close : January 1, Lunar New Year's Day, and Chuseok • Inquiries : 02-2124-6200 www.hangeul.go.kr [Korean, English, Chinese, and Japanese]
 <p data-bbox="227 632 434 654">National Folk Museum of Korea</p>	<ul style="list-style-type: none"> • Address : 37, Samcheong-ro, Jongno-gu, Seoul  Anguk Station or Gyeongbokgung Station (Line 3) • Close : January 1, Lunar New Year's Day, and Chuseok • Inquiries : 02-3704-3114 www.nfm.go.kr [Korean, English, Chinese, Japanese, German, French, and Spanish]
 <p data-bbox="216 828 451 873">Children's Museum of National Folk Museum of Korea</p>	<ul style="list-style-type: none"> • Address : 37, Samcheong-ro, Jongno-gu, Seoul  Anguk Station or Gyeongbokgung Station (Line 3) • Close : January 1, Lunar New Year's Day, and Chuseok • Inquiries : 02-3704-4540 www.kidsnfm.go.kr [Korean and English]
 <p data-bbox="221 1078 445 1100">National Palace Museum of Korea</p>	<ul style="list-style-type: none"> • Address : 12, Hyoja-ro, Jongno-gu, Seoul  Gyeongbokgung Station (Line 3) • Close : Open throughout the year from January 1, 2017 • Inquiries : 02-3701-7500 www.ggung.go.kr [Korean, English, Chinese, and Japanese]
 <p data-bbox="204 1297 462 1319">National Science Museum for Children</p>	<ul style="list-style-type: none"> • Address : 215, Changgyeonggung-ro, Jongno-gu, Seoul  Hyehewa Station (Line 4) • Inquiries : 02-3668-2200 www.ssm.go.kr [Korean]

4 Movie theaters with English subtitles

Some movie theaters provide English subtitles for foreigners who cannot speak Korean. Visit the website of Cine in Korea (<http://cineinkorea.com> [English]) for further information.

5 Traditional arts class

Foreigners may join a variety of traditional arts programs to learn about Korean culture.

Educational institutions	Theme	Address	Website
Korea Studio Sool	Traditional liquor	62, Jahamun-ro, Jongno-gu, Seoul	www.ktwine.or.kr [Korean]
Yejiwon	Etiquette lesson	72, Jangchungdan-ro, Jung-gu, Seoul	www.yejiwon.or.kr [Korean]
Samcheonggak	Korean cuisine	3, Daesagwan-ro, Seongbuk-dong, Seongbuk-gu, Seoul	www.samcheonggak.or.kr [Korean, English, Chinese, and Japanese]
Institute of Korean Royal Cuisine	Korean cuisine	16, Changdeokkung 5-gil, Jongno-gu, Seoul	www.food.co.kr [Korean]
Temple Stay Information Center	Temple stay	45, Ujeongguk-ro, Jongno-gu, Seoul	www.templestay.com [Korean, English, Chinese, and Japanese]

6 Libraries

To use a library, you should sign up via the library website and be issued a membership card. A foreigner needs a copy of his/her report card of the domestic place of residence or alien registration certificate to sign up for a membership. The rental period varies depending on the libraries or the types of materials. Check the rental period when you rent a book.

■ National Library of Korea

- Address : 201, Banpo-daero, Seocho-gu, Seoul
- Inquiries : 02-535-4142, www.nl.go.kr



■ Membership card issuance procedure



Sign up via the website
New membership



ID check at the membership card issuance office

What to bring : ID (alien registration certificate, passport, etc.)



Membership card issued

7 Festivals

You can enjoy a variety of festivals in Seoul throughout the year. The following are major festivals by season.

Season	Festival	Location	Website
Spring	Seoul Drum Festival	Seoul Plaza	www.seouldrum.go.kr [Korean]
	Eungbongsan Mountain Forsythia Festival	Eungbong-dong, Seongdong-gu, Seoul	http://sd.go.kr [Korean, English, Chinese, and Japanese]
	① Yeongdeungpo Yeouido Spring Flower Festival	Yeouiseo-ro, Yeongdeungpo-gu, Seoul	http://tour.ydp.go.kr [Korean, English, Chinese, and Japanese]
Summer	Yeon Deung Hoe (Lotus Lantern Festival)	Jogyesa Temple, Jong-ro, Seoul	www.lf.or.kr [Korean, English, Chinese, Japanese, French, and Spanish]
	② Seoul Fringe Festival	World Cup Stadium	www.seoulfringefestival.net [Korean]
	Hangang Summer Festival	11 Hangang districts in Seoul	http://hangang.seoul.go.kr/project2017 [Korean, English, Chinese, and Japanese]
Fall	Seoul Street Arts Festival	Downtown areas of Seoul	www.festivalseoul.or.kr [Korean, English, Chinese, and Japanese]
	③ Itaewon Global Village Festival	Itaewon	www.itaewon.or.kr [Korean]
	Seoul International Fireworks Festival	Yeouido Hangang Park	www.hanwhafireworks.com [Korean]
Winter	Haneul Park Sunrise Festival	Haneul Park	http://worldcuppark.seoul.go.kr [Korean]
	National Folk Museum of Korea / Great Full Moon Festival	National Folk Museum of Korea	www.nfm.go.kr [Korean, English, Chinese, Japanese, Germany, French, and Spanish]
	④ Namsangol Lunar New Year Festival	Namsangol Hanok Village	www.hanokmaeul.or.kr [Korean]

04 Touring Seoul



1 Seoul City Tour Bus

- The Seoul City Tour Bus provides one-day bus tour programs with different themes, such as popular tourist attractions, shopping malls, etc. If you purchase a ticket, you can get on a tour bus as many times as you want for one day.

Visit the website of Seoul City Tour Bus (www.seoulcitybus.com) [Korean, English, Chinese, and Japanese] for further information of tour programs, costs, etc.

- Visit the website of Visit Seoul Net (www.visitseoul.net) or the website of the Korea Tourism Organization (<http://korean.visitkorea.or.kr>) [Korean, English, Chinese, Japanese, French, Russian, Spanish, and Thai] for further tourist information of Seoul.




05 Traditional Markets in Seoul



1 Namdaemun Market

Namdaemun Market has a 600-year history and is one of the most popular tourist attractions in Seoul. About 10,000 stores are concentrated in the market. The stores sell about 1,700 kinds of daily necessities, such as clothes, accessories, kitchen appliances, folk crafts, foods, and sundries. As Namdaemun Market is near the Bank of Korea, Jeongdong-gil, Myeong-dong, N Seoul Tower, and Namsangol Hanok Village, the market is very popular with foreigners. Namdaemun Market is located near Hoehyeon Station (Line 4).

Visit the website of Namdaemun Market (www.namdaemunmarket.co.kr) for further information.



2 Tongin Market

Tongin Market consists of about 80 stores. A majority of the stores are food stands and restaurants, and the rest are green grocers, fish shops, clothing stores, etc. In January 2012, Tongin Market opened the "Lunch Box Cafe Tong". It has been well received by Korean and foreign tourists. You can exchange money for yeopjeon (brass coins) as much as you need and buy a variety of snacks and dishes with this yeopjeon in the market. You can bring the food to the cafe and enjoy it. Tongin Market is located near Gyeongbokgung Station (Line 3). Visit the website of Tongin Market (<https://tonginmarket.modoo.at>) for further information.



3 Mangwon Market

Mangwon Market, located in Mangwon-dong, Mapo-gu, Seoul, sells vegetables, fruits, fish, daily necessities, and street food just like many other traditional markets. Mangwon Market consists of about 30 stores and is located near Mangwon Station (Line 6).



4 Gwangjang Market

Gwangjang Market is a wholesale market selling fabric, hanbok, women's clothing, subsidiary materials for clothing, vintage imports, bedding, etc.

If you are interested in hanbok, accessories, or home accessories, you should visit Gwangjang Market. After enjoying shopping, don't miss the street food. Many people visit Gwangjang Market to enjoy mini gimbaop, also known as mayak gimbaop, and mung bean pancakes with makgeolli. The market is near Jongno 3-ga Station (Line 1 and 3) and Jongno 5-ga Station (Line 1).



Visit the website of Gwangjang Market (www.gjmarket.org) for the map and information on business hours, etc.

5 Noryangjin Fisheries Wholesale Market

It is the largest fish market in Korea. A variety of marine products are delivered from all over the country to the market early every morning and distributed all across the country again through competitive bidding. Visitors can look around and enjoy fresh seafood here. It is located near Noryangjin Station (Line 1 and 9). Visit the website of Noryangjin Fisheries Wholesale Market (www.susansijang.co.kr) for information of business hours, etc.



6 Gyeongdong Market

70% of the total volume of medicinal herbs are traded in Gyeongdong Market. After the Korean War, farmers from northern Gyeonggi-do and Gangwon-do began to bring their products here, such as agricultural products, vegetables, and forest products. The market was naturally formed by the farmers. Gyeongdong Market consists of Seoul Yangnyeongsi, Gyeongdong New Market, Gyeongdong Old Market, Hansol Dongui Bogam, etc., in Jegi-dong, Yongdu-dong, and Jeonnon-dong of Dongdaemun-gu. Seoul Yangnyeongsi mainly handles medicinal herbs. Gwangseong Building, Gyeongdong New Market, etc., trade items for ancestral rites, ginseng, honey, cereals, vegetables, etc. It is located near Jegi-dong Station (Line 1).



Visit the website of Gyeongdong Market (www.kyungdongmart.com) for further information.

06 International Grocery Stores



With a growing foreign population in Korea, international grocery stores are increasing in Seoul. Foreigners can easily find a variety of ingredients whenever they miss food from their home country.

1 China

Name	Location
Daerim-dong Chinatown	Exit 12 of Daerim Station (Line 2 and 7)
Yeonnam-dong Chinatown	Exit 2 of Hongik Univ. Station (Line 2, Gyeongui-Jungang Line, and Airport Railroad)
Konkuk University Chinatown	Exit 5 of Konkuk Univ. Station (Line 2 and 7)

※ In Seoul, there are many Chinatowns in places where Korean-Chinese people live together. You can easily find Chinese grocery stores at every corner of a Chinatown. You can purchase various Chinese ingredients in a Chinatown.

2 Japan

Mono Mart sells a wide range of Japanese foods and ingredients. In Seoul, there are 10 stores, including the Banposeorae Branch, Ichon Branch, Yeongdeungpo Branch, and Hannam Branch. Visit the website of Mono Mart (www.monolink.kr [Korean]) for further information of products and store location.



3 Southeast Asia

You can purchase Southeast Asian ingredients for countries such as the Philippines, Indonesia, and Vietnam at Asian supermarkets all over Seoul.



4 Central Asia

You can purchase Central Asian ingredients for countries including Russia at Dongdaemun Silk Road, also known as Central Asia Street, located in Gwanghui-dong, Jung-gu, Seoul.



5 Halal food

■ Halal supermarkets

Supermarket	Address	Contact
Halal Mart KOREA	143. Mapo-daero, Mapo-gu, Seoul	070-7777-4004
International Super	14. Bogwang-ro 60-gil, Yongsan-gu, Seoul	02-790-4264
National Foods Mart	39. Usadan-ro, Yongsan-gu, Seoul	02-792-0786
Foreign Food Mart	36. Usadan-ro, Yongsan-gu, Seoul	02-793-0082
Foreign Food Mart	39. Usadan-ro 10-gil, Yongsan-gu, Seoul	02-798-8611
National Food Mart	34. Usadan-ro 10-gil, Yongsan-gu, Seoul	02-790-6547

■ Muslim-friendly restaurants

Muslims have dietary restrictions according to the Islamic law. The extent of following the Islamic law varies depending on the region. For their convenience, the Korea Tourism Organization launched the Muslim-friendly Restaurants Classification Project in 2016 by classifying Muslim-friendly restaurants into four types: Halal Certified, Self Certified, Muslim Friendly, and Pork Free.

Read "Muslim Friendly Restaurants in Korea" Guidebook published by the Korean Tourism Organization or visit the website for Muslim Friendly Restaurants in Korea (www.mfrk.or.kr) for further information, such as the addresses and business hours of Muslim-friendly restaurants.

07 Volunteering



Volunteer work is one of the ways to build a sincere social relationship with others regardless of race or nationality. In addition, it is one of the fastest ways to understand and love Korea. Foreigners can participate in volunteer work through a volunteer organization if they want.

Name	Website	Contact
Seoul Global Center	http://global.seoul.go.kr [Korean, English, and Chinese]	02-2075-4180
Seoul Volunteer Center	http://volunteer.seoul.go.kr [Korean]	02-776-8473
1365 Volunteer Portal	www.1365.go.kr [Korean]	1522-3658

※ You may contact the Korean Animal Welfare Association (www.animals.or.kr [Korean]) or the Korea Green Foundation (www.greenfund.org [Korean]) for volunteer work.



Is there any park where I can enjoy a barbecue in Seoul?



You can enjoy a barbecue at Nanji Campground, Yangjae Citizen's Forest, and Jungnang Campground. You can make a reservation for a campsite at Nanji Campground via its website (www.nanjicamp.com [Korean and English]). Visit the website of Seoul Mountains and Parks (<http://parks.seoul.go.kr>) to make a reservation for a campsite at Yangjae Citizen's Forest and Jungnang Campground.

I would like to join a club. How can I find clubs?



There are a wide range of foreigners' clubs, such as beatboxing, knitting, etc., as well as sports clubs, including soccer, baseball, basketball, hockey, hiking, kendo, dance, skin scuba, paragliding, racing, etc. In addition, you can join a club for both Korean people and foreigners. Contact Seoul Global Center (<http://global.seoul.go.kr>) for further information on clubs. You may use a small club application to join one-day classes, regular programs, etc.

GUIDEBOOK FOR LIVING IN SEOUL ADMINISTRATION



- 01 International Marriages
- 02 International Divorces
- 03 Birth & Death Reports
- 04 Legal Seal
- 05 Tax
- 06 Non-smoking Policy
- 07 Pets
- 08 Law & Order
- + Q&A

01 International Marriages



In order for an international marriage to be valid, the parties to a marriage who meet the marriage conditions prescribed by the laws of their own countries respectively shall report their marriage to an administrative agency so that their marriage status is registered on the family relation register. Unless otherwise prescribed by the Act on Private International Law, the legal relations after marriage, in principle, shall follow the laws of the countries of the husband and the wife, the law of habitual residence, and the laws of the countries most closely related to them.

1 Nationality after international marriage

- **Korean nationals** : A Korean national does not lose his/her Korean nationality even though he/she marries a foreigner. He/She may or may not acquire the nationality of the country of the foreign spouse, depending on its laws.
- **Foreigners** : A foreigner shall not be able to acquire the nationality of the Republic of Korea as soon as he/she marries a Korean national. A foreigner may be qualified for naturalization and the right of permanent residence if he/she receives a Marriage Migrant (F-6) visa and meets certain requirements.
- **Marriage between foreigners** : A marriage between foreigners depends on the laws of their countries. Contact the relevant embassy or consulate for further details.

2 Marriage report procedures by type

The required documents are different according to his / her nationality.

Type	Documents required	Authority
Marriage report by a national of the Republic of Korea and his/her foreign spouse	<ul style="list-style-type: none"> ■ Marriage report in the Republic of Korea ① The foreign spouse's marriage prerequisite certificate and its translation <ul style="list-style-type: none"> • In cases regarding Chinese people, a single status certificate, its translation, and family relation register • Required documents may vary depending on nationalities. Check the required documents first before visiting the Gu Office. ② A marriage report (signed or sealed by the both parties to a marriage and two adult witnesses, a copy of the IDs of the two witnesses) and IDs of both parties to a marriage (the foreign spouse's passport and alien certificate) 	Korean government office (The Gu Office in Seoul)
	<ul style="list-style-type: none"> ■ Required documents if the marriage has been reported abroad first ① Marriage certificate (a certified copy of a marriage certificate issued by the authority of the country where the marriage took place and its translation) ② The foreign spouse's notarial certificate of nationality (family relation register, birth certificate, a copy of passport, a certified copy of identification register, etc.) ③ A marriage report (signed or sealed by the both parties to a marriage and two adult witnesses) ④ IDs of both parties to a marriage who make an appearance <ul style="list-style-type: none"> • Contact the embassy or consulate of the foreign spouse's country to obtain information about a marriage report to the country. • Marriage shall be reported to both the competent Korean government office (Gu Office) and the competent office of the foreign spouse's country (embassy, etc.). • The parties to a marriage may face a fine if they fail to report their marriage within three months without good cause. • It is recommended that both husband and wife visit the Immigration Office together to apply for the Marriage Migrant or Permanent Resident visa. 	

Type	Documents required	Authority
<p>Marriage report by foreigners</p>	<ul style="list-style-type: none"> • Marriage between foreigners shall follow the laws of nationalities of the parties. • Foreigners who intend to report their marriage shall prepare required documents, including marriage prerequisite certificates issued by the embassies of their countries, their IDs, and personal information of two witnesses, and file a marriage report with the Gu Office to obtain a certificate of marriage registration. 	<p>Korean government office (The Gu Office having jurisdiction over the address)</p>

※ Application for Marriage Migrant visa: Check the required documents before applying for visa. Required documents may vary depending on nationality and timing. Visit the Immigration Office or contact the Immigration Contact Center (☎1345) for further details.

3 International marriage guidance program

The International Marriage Guidance Program is provided for nationals of the Republic of Korea who intend to marry a national of one of the notified countries (China, Vietnam, Philippines, Cambodia, Mongolia, Uzbekistan, and Thailand) or who have already married a foreigner and intend to invite the foreign spouse.

■ Those who should complete the program

Nationals of the Republic of Korean who intend to marry a national of one of the notified countries shall complete the International Marriage Guidance Program to receive Marriage Migrant (F-6) visa.

■ Persons subject to the exemption

The following cases are exempted from the International Marriage Guidance Program: Where a national of the Republic of Korea has stayed in the foreign spouse's country or the third country for study, dispatch work, etc. for at least 45 consecutive days and has dated him/her; where the foreign spouse who has legally stayed in the Republic of Korea for at least 91 days and has dated a Korean national; Where the spouse is pregnant, gave birth, or has other reasons requiring humane consideration. Visit the website of the Immigration & Social Integration Network (www.socinet.go.kr) for further information.



02 International Divorces



International divorces are divided into international divorces by agreement and international judicial divorces.

■ International divorce by agreement

- According to the Act on Private International Law, the following laws apply to divorces as the governing laws in order: ① the same law of nationality of both spouses, ② the same law of habitual residence of both spouses, and ③ the law of the place that is most closely connected with both spouses. If the country of the governing law allows a divorce by agreement, the married couple may get a divorce by agreement.
- According to the Act on Private International Law, in case one of both spouses is a national of the Republic of Korea who has his/her habitual residence in the Republic of Korea, they may report a divorce by agreement under the laws of the Republic of Korea.

■ International judicial divorce

- A divorce decree rendered by a foreign court is effective in the Republic of Korea if the conditions of the Civil Procedure Act are met. Therefore, any person who intends to report a divorce based on a divorce decree rendered by a foreign court shall attach a certified copy of the divorce decree, a certificate of the finality of judgment, and their translations.
- ※ Free Legal Advice from Seoul Global Center: Weekdays, 2pm - 5pm, ☎02-2075-4180

03 Birth & Death Reports



1 Birth report

A child born between foreigners in the Republic of Korea may receive a birth certificate from the competent embassy. A parent shall be issued the child's passport within 30 days from the date of birth and apply for the child's visa at the Immigration Office.

- ※ Documents required for visa: Parents' IDs, birth certificate issued by the embassy, two photos, and application fee
(You may be requested to submit additional documents depending on the type of visas. Contact the Immigration Contact Center (☎1345) for further details.)

2 Death report

If a registered foreigner has died, his/her spouse, parent, any person prescribed under Article 89 (1) of the Immigration Act, or the owner or the manager of the building or land where the foreigner died shall file a report of death with the Immigration Office or its branch office having jurisdiction over the place of stay, attaching the deceased foreigner's alien registration certificate and medical certificate, post-mortem examination report, or other documents proving his/her death, within 14 days from the date on which the reporter recognized his/her death or within 30 days from the date on which the foreigner died.

■ Documents required for repatriation of the remains of the deceased

• Repatriation of the body of the deceased to his/her country

Visit an airline agency and fill out air waybill → Air waybill issued → Submit the required documents to the airline (certificate of transfer of the remains or post-mortem examination report, certificate of embalming, and embassy's confirmation)

• Repatriation of ashes to the country of the deceased

You need one of the following among a death certificate, post-mortem examination report, or embassy's confirmation, for a security check for carry-on luggage. Contact the airline to ask about the documents required for carrying out a body.

04 Legal Seal



A legal seal is a stamp registered in a government office. It is generally used to check the identity of the owner. In the Republic of Korea, a legal seal is required for legal activities, such as the exercise of property rights including real estate contracts, delegation of rights, and lawsuits. A foreigner who has completed alien registration may be issued a certificate of personal seal impression by reporting his/her legal seal.

1 New registration of legal seal

- Any person who wants to register his/her legal seal shall visit the competent Gu Office (having jurisdiction over his/her address written on the alien registration certificate) in person with his/her alien registration certificate, passport, and legal seal to be registered.
- In principle, the English name written on the alien registration certificate shall be used for a legal seal. However, Chinese or Korean letters may be used for a legal seal. If the English name is too long, a legal seal shall include the family name, and the given name may be engraved as his/her initials. The size of a legal seal shall not exceed 7mm in width and 30mm in length.
- Any Korean national residing abroad who has a report card of the domestic place of residence shall visit the Community Service Center having jurisdiction over his/her address.

2 Application for a certificate of personal seal impression

Any foreigner who intends to apply for a certificate of personal seal impression shall present his/her ID (alien registration certificate). A Korean national residing abroad who has reported his/her place of residence shall present his/her report card of the domestic place of residence and passport. A certificate of personal seal impression shall not be issued if the period of stay written on the ID expires. In this case, the applicant shall extend the period of stay first before applying for a certificate of personal seal impression.

05 Tax



Taxes of the Republic of Korea are classified into income tax, corporate tax, inheritance tax, gift tax, value added tax, customs duty, residence tax, automobile tax, etc. The National Tax Service (income tax, corporate tax, inheritance tax, etc.) and the Tax Collection Division of the Seoul Metropolitan Government (residence tax, property tax, and automobile tax) handle tax affairs.

1 Income earners and year-end settlement

Year-end settlement is a system to determine the total income taxes imposed on a worker by calculating his/her earned income during the taxable period (January 1 - December 31 of every year). An employer shall deduct the items subject to income tax deduction (medical expenses, insurance premiums, and educational expenses) from the earned income for the year for an employee, and then calculate the assessed tax amount of global income considering the final calculation result as the tax base of global income. After the taxes are deducted under the Income Tax Act and the Restriction of Special Taxation Act, the already paid withholding income tax of the year is taken away and then the difference is withheld. (Year-end settlement consulting service for foreigners, Online consulting, Customer Center for Foreigners)



■ Refund and additional collection

If the annual total of monthly withholding taxes imposed by a withholding agent is higher than the decided tax amount of the year-end settlement, the income earner can receive the difference as a tax refund through the year-end settlement. If the withholding taxes are less than the actual taxes, he/she shall pay the difference through the year-end settlement.

■ Year-end settlement procedure

Employees shall submit an income tax deduction application form and income tax deduction materials (receipts) required for year-end settlement to the company in January of the following year.

※ You can obtain income tax deduction materials via the website of the Year-end Settlement Simplification Service of the National Tax Service (www.yesone.go.kr).

2 Final report on global income tax

■ People subject to global income tax report

- If any foreigner has other income aside from earned income under an employment contract (e.g. appearance fees, etc.) or earns business income (such as lecture fees earned after teaching a language at a private educational institute without an employment relationship), he/she shall file a final report on global income tax with the National Tax Service District Office having jurisdiction over his/her address from May 1 to May 31 of the following year.
- If any withholding agent has not made the year-end settlement or any employee who quit his/her job has omitted the deducted amount from the year-end settlement, he/she shall file a final report on global income tax. If he/she has made the year-end settlement when he/she has withholding earned income only, he/she shall not have to report global income tax.

■ Refund of global income tax

If a taxpayer has paid more taxes than he/she was supposed to pay after filing a final report on global income tax, he/she may get a tax refund. The refund shall be deposited in his/her designated account around July 1 (national tax) and August 20 (local income tax).

3 Special taxation for foreign workers

If a foreign worker files an application for a single tax rate with the withholding agent or the head of the tax office having jurisdiction over his/her address when making the year-end settlement or reporting global income tax according to the Restriction of Special Taxation Act, the single tax rate of 17% may be applied to the foreign worker. In this case, he/she however shall not receive benefits from non-taxation, income tax deduction, and tax deductions when calculating the tax base and the tax amount.

4 Non-taxation/tax exemptions for native-speaking professors (instructors)

If a foreigner who is from a country that has concluded the non-taxation/tax exemption convention for earned income taxes of native-speaking professors (instructors) under the tax treaty meets the conditions prescribed by the tax treaty between the country and the Republic of Korea, he/she may receive non-taxation/tax exemption benefits of earned income tax.

■ Conditions of non-taxation/tax exemption

- Only native-speaking professors (instructors) who are staying in the Republic of Korea with an invitation not exceeding two years from a college, university, school, or educational institution accredited by the government for lecturing or research may receive non-taxation/tax exemption benefits of earned income tax.
- In addition, native-speaking professors (instructors) shall submit a certificate of residence issued by the taxation authorities of their countries (e.g., IRS of the U.S., National Tax Agency of Japan, etc.) to a withholding agent so that the withholding agent (school) can apply for non-taxation/tax exemption of earned income tax to the National Tax Service District Office.
- If a certificate of residence is not attached to an application for non-taxation/tax exemption or an application for non-taxation/tax exemption is not submitted, the taxpayer shall not receive tax exemption benefits. However, if the taxpayer submits a certificate of residence later, he/she may receive a withholding tax refund.
- The tax exemption conditions and requirements vary depending on what countries concluded a treaty with the Republic of Korea.

How to check: www.nts.go.kr → Resources → Tax Law/Treaty → Tax Treaty

TIP. Tax affairs division

※ National Tax Service

www.nts.go.kr [Korean and English], ☎126 [Korean], 1588-0560 [English]

※ Tax Collection Division of the Seoul Metropolitan Government

<http://etax.seoul.go.kr> [Korean and English], Dasan Seoul Call Center ☎120 [Korean, English, Chinese, Japanese, Mongolian, and Vietnamese]

06 Non-smoking Policy



The Seoul Metropolitan Government restricts smoking to certain areas so as to prevent damage from second-hand smoke.

A person who smokes in a non-smoking area shall be punished by an administrative fine not exceeding one hundred thousand won. A manager of a non-smoking area who does not attach a sign or sticker indicating the non-smoking area shall be punished by an administrative fine not exceeding 5 million won.

1 Non-smoking areas (as of November 2018)

■ Indoor areas

- Public organizations, schools, facilities for juveniles, medical institutions, restaurants, public baths, business providing access to games, billiard halls, golf courses, sports facilities, daycare centers, libraries, tourist accommodations, social welfare facilities, comic book rental stores, etc.

■ Outdoor areas

Within 10m of the exits of subway stations, plazas, bus stations, taxi stands, parks, gas/petrol stations, school clean-up zones, pedestrian paths next to the river, children's playgrounds, special tourist zones, some streets, and other areas with a non-smoking sign

(Non-smoking areas may vary depending on the Gu.)



07 Pets



1 Registration

The owner of a dog three months old or older shall register the animal with the Si/Gun/Gu Office.

The owner may make a reservation for animal registration via the website of the Animal Protection Management System (www.animal.go.kr) operated by the Animal and Plant Quarantine Agency. Contact the animal-related division of the competent Gu Office or Dasan Seoul Call Center (☎120) to apply for TNR for cats.



2 Disposal of the carcasses of animals

■ When an animal dies at an animal clinic

Dead animals shall be deemed medical waste and collected and incinerated by a medical waste treatment company.

■ When an animal dies at any other place except animal clinics

- Dead animals shall be cremated at a pet crematorium or dumped in a garbage bag. (The carcasses of animals are classified as household waste.)
- You may use a pet cremation service.
 - ※ It is illegal to bury the carcass of an animal in the ground. If you own land, you may legally bury the carcass of an animal after digging a one-meter-deep or deeper hole in the ground.

3 An overseas trip with a pet

- You may take your pet abroad after going through the quarantine procedures. In this case, your pet shall be vaccinated against some diseases. You should prepare your pet's medical certificate, certificate of vaccination, and other documents required by the countries of departure, stop, and destination.
- Contact the Animal and Plant Quarantine Agency for further information of the export and import quarantine procedures of dogs or cats.

(http://www.qia.go.kr/livestock/qua/livestock_outforeign_hygiene_inf.jsp) [Korean and English]

08 Law & Order



1 Civil action

■ What to do when you are involved in a traffic accident

- When a traffic accident occurs, the driver and passengers shall stop the car immediately, take proper measures necessary to provide assistance to casualties, and report to the nearest police substation or police station without delay.
- Information to be reported includes ①the place where the accident occurs, ②the number of casualties and the extent of any injuries, ③items damaged and the extent of such damage, and ④other measures taken.
- If any person witnesses a hit-and-run accident, the witness shall take measures necessary to provide assistance to the victims and call 112 to report the accident, including all relevant information such as the getaway car's license plate number, model, color, etc.

■ **Emergency treatment**

- If anyone is injured by a traffic accident, you should send the patient to the nearest hospital with the help of pedestrians. If the patient is unconscious, you should remove blood or vomit from his/her mouth to ensure an unblocked airway. You should do cardiac massage or CPR for a patient who is not breathing.



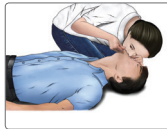
Check for cardiac arrest



Ask others for help and to call 119



Push straight down on the chest 30 times



Give two resuscitation breaths



Repeat check, compressions, and artificial respiration



Recovery position

※ Source : Korea Association of Cardiopulmonary Resuscitation

- If a patient has a broken bone, just leave the patient alone for his/her safety. It may worsen the patient's condition if he/she moves. Wait for an ambulance and do not touch the broken bone.

2 Criminal action

■ **Drug abuse**

- Any person who has not obtained legal permission for using or handling narcotics, etc., shall not engage in any of the following: Cultivation of plants that are used as raw materials for narcotic drugs and any act of holding, possessing, using, transporting, managing, exporting, importing, manufacturing, preparing, administering, receiving, trading, assisting in the trade of, or giving narcotics or psychotropic drugs. Any person who violates these regulations shall be punished by imprisonment with labor.

■ **Sexual assault**

- Sexual assault includes any act relating to sex trafficking such as prostitution or sexual violence, etc. relating to physical, verbal, and psychological violence such as sexual molestation including rape, sexual harassment, indecent exposure, etc. All types of sexual assault shall be sternly punished under the laws.

3 Public order

- Turn off your cell phone or put it in silent mode in public places. In particular, the light of the cell phone may be disturb others at a movie theater or concert hall. You should turn off your cell phone in such places.
- You should park your car in designated areas only. Illegal parking may obstruct traffic and you may face an administrative fine.
- Do not drive drunk. Fasten your seat belt when you get in a car.
- In a multi-unit building, you should always be careful not to bother your neighbors with noises that include kids running, doors, or barking dogs. In addition, do not use a washing machine, vacuum, exercise equipment, etc., early in the morning or late at night.



We are a foreign couple and had a baby in Korea. I would like to know about the birth report procedure.



You should receive a birth certificate from the hospital and file a birth report with the embassy of your country. Then, apply for the passport of your child. After receiving the passport, you should apply for your child's visa and alien registration certificate to the Immigration Office within 30 days from the date of birth.

My husband with U.S. nationality passed away two weeks ago. What should I do to report his death, and can I hold an American-style funeral in Korea?



You should receive a death report from the hospital and submit it to the U.S. Embassy. The embassy will give you information about funeral service companies and repatriation to the U.S.

One of my acquaintances ask me to lend him some money. He is a reliable person, but I'm still worried. What should I do?




If you intend to lend someone money, you should draw up two copies of a promissory note, and each copy should be kept by the creditor and the debtor. A promissory note should clearly specify the loan amount, interest, and date and method of repayment. In addition, it should include the personal information of the creditor and the debtor, and both parties should sign it.



GUIDEBOOK FOR LIVING IN SEOUL

DIRECTORY



- 01 Hospitals
- 02 Community Health Centers
- 03 Libraries
- 04 Banks
- 05 Foreign Cultural Centers in Korea
- 06 Seoul Capital Area Subway Map
- 07 Support Center for Foreign Residents
- 08 Embassies in Korea
- 09 District (Gu) Offices
- 10 Useful Contact Numbers
- 11 Emergency Contact Numbers

1 Hospitals

Hospital	Address	Website	Contact
The Catholic University of Korea Yeouido St. Mary's Hospital	10, 63-ro, Yeongdeungpo-gu, Seoul	www.cmcungmo.or.kr/global/eng/front [English]	02-3779-2212
Seoul National University Hospital	101, Daehak-ro, Jongno-gu, Seoul	www.snuh.org/global/en/main.do [English]	02-2072-0505, 2890 (Emergency) 02-2072-2473~7 010-8831-2890, 02-1339
Severance Hospital of Yonsei University Health System	50-1, Yonsei-ro, Seodaemun-gu, Seoul	http://sev.severance.com [Korean, English, Chinese, Japanese, and Russian]	02-2228-5800, 5810
Gangnam Severance Hospital Of Yonsei University Health System	211, Eonju-ro, Gangnam-gu, Seoul	www.yuhs.or.kr/en/gan_index.asp [Korean, English, Chinese, Japanese, and Russian]	02-2019-3600, 3690
Asan Medical Center	88, Olympic-ro 43-gil, Songpa-gu, Seoul	www.amc.seoul.kr [Korean, English, Chinese, Japanese, and Russian]	02-3010-5001
Samsung Medical Center	81, Inwon-ro, Gangnam-gu, Seoul	www.samsunghospital.com [Korean, English, Chinese, Japanese, and Russian]	02-3410-0200, 0226
Hanyang University Seoul Hospital	222-1, Wangsimni-ro, Seongdong-gu, Seoul	https://seoul.hyumc.com/seoul/ international.do [Korean, English, Chinese, and Russian]	02-2290-9553 [English] / 9579 [Russian] 010-6402-9550 [English] 010-6403-9550 [Russian] Emergency 02-2290-8283
Soonchunhyang University Hospital Seoul	59, Daesagwan-ro, Yongsan-gu, Seoul	www.schmc.ac.kr/seoul/ international/ index.do [Korean, English, Chinese, and Spanish]	02-709-9158 / 9058 Emergency 02-709-9119
Kyung Hee University Medical Center	28, Kyungheedaero, Dongdaemun-gu, Seoul	www.khmc.or.kr/eng [Korean, English, Chinese, and Russian]	02-958-9644/9477
The Catholic University of Korea Seoul St. Mary's Hospital	222, Banpo-daero, Seocho-gu, Seoul	www.cmcseoul.or.kr/examination [Korean, English, Chinese, and Japanese]	02-2258-5745
Chung-Ang University Hospital	102, Heukseok-ro, Dongjak-gu, Seoul	http://ch.cauhs.or.kr [Korean, Chinese, English, Russian, and Mongolian]	02-6299-3025 Emergency 02-1339 [Korean, Chinese, and Japanese]
Konkuk University Medical Center	120-1, Neungdong-ro, Gwangjin-gu, Seoul	www.kuh.ac.kr/english [Korean, Chinese, English, Japanese, Russian, and Mongolian] A	02-2030-8361

2 Community Health Centers

District	Address	Website	Contact
Gangnam-gu	668, Seolleung-ro Gangnam-gu, Seoul	http://health.gangnam.go.kr [Korean, Chinese, English, Japanese, and Russian]	02-3423-7200, 7199
Gangdong-gu	45, Seongnae-ro, Gangdong-gu, Seoul	http://health.gangdong.go.kr [Korean and English]	02-3425-8500, 5000
Gangseo-gu	561, Gonghang-daero, Gangseo-gu, Seoul	www.gangseo.seoul.kr/site/health/index.jsp [Korean, Chinese, and English]	02-2600-5800
Gangbuk-gu	897, Hancheon-ro, Gangbuk-gu, Seoul	http://ehealth.gangbuk.go.kr [Korean]	02-901-7600
Gwangjin-gu	117, Jayang-ro, Gwangjin-gu, Seoul	www.gwangjin.go.kr/health/index.jsp [Korean, Chinese, English, and Japanese]	02-450-1422
Gwanak-gu	145, Gwanak-ro, Gwanak-gu, Seoul	www.gwanak.go.kr/site/health/main.do [Korean and English]	02-879-7010 02-879-7117, 7642
Guro-gu	66, Gurojungang-ro 28-gil, Guro-gu, Seoul	www.guro.go.kr/health/NR_index.do [Korean]	02-860-2600
Geumcheon-gu	70, Siheung-daero 73-gil, Geumcheon-gu, Seoul	http://bogunso.geumcheon.go.kr [Korean]	02-2627-2114 02-2627-2300, 2330
Nowon-gu	437, Nohae-ro, Nowon-gu, Seoul	www.nowon.kr/health [Korean, Chinese, English, and Japanese]	02-2116-3115
Dobong-gu	117, Banghak-ro 3-gil, Dobong-gu, Seoul	http://health.dobong.go.kr [Korean, Chinese, English, and Japanese]	02-2091-4600
Dongdaemun-gu	145, Cheonho-daero, Dongdaemun-gu, Seoul	http://health.ddm.go.kr [Korean, Chinese, English, and Japanese]	02-2127-2365~6
Dongjak-gu	42, Jangseungbaegi-ro 10-gil, Dongjak-gu, Seoul	www.dongjak.go.kr/healthcare/main/main.do [Korean, Chinese, English, and Japanese]	02-820-1423
Mapo-gu	212, World Cup-ro, Mapo-gu, Seoul	http://health.mapo.go.kr [Korean, Chinese, English, and Japanese]	02-3153-9020

District	Address	Website	Contact
Seocho-gu	2584, Nambusunhwan-ro, Seocho-gu, Seoul	www.seocho.go.kr/site/sh/main.do [Korean]	02-2155-6114 02-2155-6100-3
Seodaemun-gu	242, Yeonhui-ro, Seodaemun-gu, Seoul	http://health.sdm.go.kr [Korean]	02-330-1801~2
Seongdong-gu	10, Majang-ro 23-gil, Seongdong-gu, Seoul	http://bogunso.sd.go.kr [Korean, Chinese, English, Japanese, and Vietnamese]	02-2286-7000
Seongbuk-gu	63, Hwarang-ro, Seongbuk-gu, Seoul	www.seongbuk.go.kr [Seongbuk-gu Office]	02-2241-1749
Songpa-gu	326, Olympic-ro, Songpa-gu, Seoul	http://ehealth.songpa.go.kr [Korean, Chinese, English, and Japanese]	02-2147-2000, 3455
Yeongdeungpo-gu	123, Dangsang-ro, Yeongdeungpo-gu, Seoul	www.ydp.go.kr/health/main.do [Korean, Chinese, English, and Japanese]	02-2670-3114, 3000
Yangcheon-gu	339, Mokdongseo-ro, Yangcheon-gu, Seoul	www.yangcheon.go.kr/health/health/main.do [Korean, Chinese, and English]	02-2620-3912, 3000
Yongsan-gu	150, Noksapyeong-daero, Yongsan-gu, Seoul	http://health.yongsan.go.kr [Korean]	02-2199-8012-3, 02-2199-6300
Eunpyeong-gu	195, Eunpyeong-ro, Eunpyeong-gu, Seoul	http://health.ep.go.kr [Korean and English]	02-351-8114
Jongno-gu	36, Jahamun-ro 19-gil, Jongno-gu, Seoul	http://health.jongno.go.kr [Korean]	02-2148-3520
Jung-gu	16, Dasan-ro 39-gil, Jung-gu, Seoul	www.junggu.seoul.kr/health [Korean, Chinese, English, Japanese, and Russian]	02-3396-6317
Jungnang-gu	179, Bonghwasan-ro, Jungnang-gu, Seoul	http://health.jungnang.go.kr [Korean, Chinese, English, Japanese, and Vietnamese]	02-2094-0710 02-2094-2094, 1112-4



3 Libraries

Library	Address	Website	Contact
Seoul Metropolitan Library	110, Sejong-daero, Jung-gu, Seoul	http://lib.seoul.go.kr	02-2133-0300~1
National Library of Korea	201, Banpo-daero, Seocho-gu, Seoul	www.nl.go.kr [Korean and English]	02-535-4142
National Assembly Library	1, Uisadang-daero, Yeongdeungpo-gu, Seoul	www.nanet.go.kr [Korean and English]	02-788-4211
Namsan Public Library	109, Sowol-ro, Yongsan-gu, Seoul	http://nslib.sen.go.kr [Korean]	02-754-6545
Gangseo Public Library	29, Deungchon-ro 51na-gil, Gangseo-gu, Seoul	http://gslib.sen.go.kr/gslib_index.jsp [Korean]	02-3219-7000
Yangcheon Public Library	113, Mokdongseo-ro, Yangcheon-gu, Seoul	http://yclib.sen.go.kr [Korean]	02-2062-3900
Gocheok Public Library	31, Gocheok-ro 45-gil, Guro-gu, Seoul	http://gclib.sen.go.kr [Korean]	02-2615-0524~0528
Mapo Lifelong Learning Center	16, Hongik-ro 2-gil, Mapo-gu, Seoul	http://mplic.sen.go.kr [Korean]	02-2137-0000
Yeongdeungpo Lifelong Learning Center	10, Beodeunaru-ro 15-gil, Yeongdeungpo-gu, Seoul	http://ydplic.sen.go.kr [Korean]	02-6712-7500~7571
Dongjak Public Library	94, Jangseungbaegi-ro, Dongjak-gu, Seoul	http://djlib.sen.go.kr [Korean]	02-823-6419
Seodaemun Public Library	412, Moraena-ro, Seodaemun-gu, Seoul	http://sdmlib.sen.go.kr [Korean]	02-6948-2115
Yongsan Public Library	160, Duteopbawi-ro, Yongsan-gu, Seoul	http://yslilb.sen.go.kr [Korean]	02-6902-7777
Jongno Public Library	15-14, Sajik-ro 9-gil, Jongno-gu, Seoul	http://jnlib.sen.go.kr [Korean]	02-721-0711
Children's Public Library	7, Sajik-ro 9-gil, Jongno-gu, Seoul	http://childlib.sen.go.kr [Korean]	02-731-2300

※ Visit the website of Seoul Metropolitan Library (<http://lib.seoul.go.kr/slibsrch/main>) for further information of libraries in Seoul.

4 Banks

Bank	Website	Contact
The Bank of Korea	www.bok.or.kr [Korean and English]	02-759-4114
KB Kookmin Bank	www.kbstar.com [Korean, English, Japanese, and Chinese]	1588-9999 1599-4477 (for foreigners only)
Shinhan Bank	www.shinhan.com [Korean, English, Japanese, and Chinese]	1599-8000
Woori Bank	www.wooribank.com [Korea, English, Japanese, Vietnamese, Mongolian, and Filipino]	1599-5000, 1588-5000 1599-2288 (for foreigners only)
Hana Bank	www.hanabank.com [Korean, English, Japanese, Chinese, and Vietnamese]	1599-1111, 1588-1111
IBK (Industrial Bank of Korea)	www.ibk.co.kr [Korean, English, Chinese, Vietnamese, and Indonesian]	1566-2566, 1588-2588
NH Bank	www.nonghyup.com [Korean and English]	02-2080-5114
Citi Bank	www.citibank.co.kr [Korean and English]	1588-7000
HSBC	www.hsbc.co.kr [Korean and English]	1588-1770

5 Foreign Cultural Centers in Korea

Name	Address	Website	Contact
New Zealand Centre for Culture and Education	21, Yeoksam-ro 7-gil, Gangnam-gu, Seoul	www.nzc.co.kr	02-3454-0059
Russia Culture Center	18, Insadong 4-gil, Jongno-gu, Seoul	www.russiacycenter.or.kr	02-6262-8222
Mongolia Ulaanbaatar Culture Promotion Center	1, Gwangjang-ro, Gwangjin-gu, Seoul	www.mongolcenter.org	02-446-4199
Saudi Arabian Cultural Mission	37, Daesagwan-ro 11-gil, Yongsan-gu, Seoul	http://kr.saudiCulture.kr	02-744-6471
Goethe-Institut	132, Sowol-ro, Yongsan-gu, Seoul	www.goethe.de/ins/kr	02-2021-2800
Institut Francais	10, Bongnae-dong 1-ga, Jung-gu, Seoul	www.institutfrancais-seoul.com	02-317-8500
Azerbaijan Culture Center	1338-20, Seocho-dong, Seocho-gu, Seoul	-	02-598-9010
Israel Culture Center	23, Seocho-daero 74-gil, Seocho-gu, Seoul	www.ilculture.or.kr	02-525-7301
Istanbul Culture Center	736-56, Yeoksam-dong, Gangnam-gu, Seoul	www.turkey.or.kr	02-3452-8182
Italy Culture Center	98, Hannam-daero, Yongsan-gu, Seoul	www.iicseoul.esteri.it	02-796-0634
Japan Cultural Center	64, Yulgok-ro, Jongno-gu, Seoul	www.kr.emb-japan.go.jp	02-765-3011
China Cultural Center	23-1, Sajik-ro 8-gil, Jongno-gu, Seoul	www.cccseoul.org	02-733-8307
British Council	19, Seosomun-ro 11-gil, Jung-gu, Seoul	www.britishcouncil.kr	02-3702-0600

7 Support Center for Foreign Residents

■ Global centers

Name	Address	Website	Contact
Seoul Global Center	38, Jong-ro, Jongno-gu, Seoul	http://global.seoul.go.kr	02-2075-4180
Southwest Seoul Global Center	40, Dosin-ro, Yeongdeungpo-gu, Seoul	http://global.seoul.go.kr/index.do?site_code=0202	02-2229-4900 02-2670-3800-6
Dongdaemun Global Center	7F, Cheongin Building, 146, Mareunnae-ro, Jung-gu, Seoul	http://global.seoul.go.kr/dongdaemun	02-2271-9521
Yeonnam Global Village Center	3F, Suseong Building, 219, Donggyo-ro, Mapo-gu, Seoul	http://global.seoul.go.kr/yeonnam	02-6406-8151-3
Yeoksam Global Village Center	Yeoksam 1 Culture Center, 16, Yeoksam-ro 7-gil, Gangnam-gu, Seoul	http://global.seoul.go.kr/yeoksam	02-3423-7960-2
Seorae Global Village Center	3F, Jeon Building, 28, Seorae-ro, Seocho-gu, Seoul	http://global.seoul.go.kr/seorae	02-2155-8949
Itaewon Global Village Center	# 504, Hannam Building, 211, Itaewon-ro, Yongsan-gu, Seoul	http://global.seoul.go.kr/itaewon	02-2199-8883-5
Ichon Global Village Center	# 304, Hangang Shopping Center, 224, Ichon-ro, Yongsan-gu, Seoul	http://global.seoul.go.kr/ichon	02-796-2018
Seongbuk Global Village Center	134, Seongbuk-ro, Seongbuk-gu, Seoul	http://global.seoul.go.kr/seongbuk	02-2241-6381-4
Geumcheon Global Village Center	116, Gasan-ro, Geumcheon-gu, Seoul	http://global.seoul.go.kr/geumcheon	02-2627-2884 (2881-7)

■ Business support center

Name	Address	Website	Contact
Gangnam Global Business Center	2F, COEX, 513, Yeongdong-daero, Gangnam-gu, Seoul	http://global.seoul.go.kr/index.do?site_code=1101	02-6001-7240 ~7243

■ Global Migrant Center

Name	Address	Website	Contact
Seongdong Global Migrant Center	47-1, Muhak-ro 6-gil, Seongdong-gu, Seoul	www.smwc.or.kr	02-2282-7974
Geumcheon Global Migrant Center	129, Gasan-ro, Geumcheon-gu, Seoul	www.gmwc.or.kr	02-868-5208
Seongbuk Global Migrant Center	23, Opaesan-ro 16-gil, Seongbuk-gu, Seoul	www.sbmwc.or.kr	02-911-2884
Yangcheon Global Migrant Center	59, Mokdongdong-ro 12-gil, Yangcheon-gu, Seoul	www.shinmok.or.kr	02-2643-0808
Eunpyeong Global Migrant Center	14-26, Eunpyeong-ro 21-gil, Eunpyeong-gu, Seoul	www.emwc.or.kr	02-359-3410, 3411
Gangdong Global Migrant Center	56, Seongan-ro 13-gil, Gangdong-gu, Seoul	www.welfarecenter.or.kr	02-478-2555

■ Multicultural family support centers

District	Address	Contact
Gangnam-gu	617-8, Gaepo-ro, Gangnam-gu, Seoul	02-3414-3346
Gangdong-gu	41, Yangjae-daero 138-gil, Gangdong-gu, Seoul	02-471-0812
Gangseo-gu	4F, Gomdallae Culture Welfare Center, 50, Gangseo-ro 5-gil, Gangseo-gu, Seoul	02-2606-2037
Gangbuk-gu	2F, 6, Hancheon-ro 129-gil, Gangbuk-gu, Seoul	02-987-2567
Gwangjin-gu	5F, 17, Ahasan-ro 24-gil, Gwangjin-gu, Seoul	02-458-0666
Gwanak-gu	3F, Kim Sam-jun Multicultural Center, 35, Sillim-ro 3-gil, Gwanak-gu, Seoul	02-883-9383
Guro-gu	35, Uma 2-gil, Guro-gu, Seoul	02-869-0317
Geumcheon-gu	Geumcheon-gu Multicultural Family Support Center, 1F, 40, Geumha-ro 11-gil, Geumcheon-gu, Seoul	02-803-7747
Nowon-gu	94, Dongil-ro 173ga-gil, Nowon-gu, Seoul	02-979-3502
Dobong-gu	2F, Dobong-gu Hall, 552, Dobong-ro, Dobong-gu, Seoul	02-995-6800
Dongdaemun-gu	7F, Dasarang Welfare Center, 521, Cheonggyecheon-ro, Dongdaemun-gu, Seoul	02-957-1073
Dongjak-gu	3F, 63-26, Dongjak-daero 29-gil, Dongjak-gu, Seoul	02-599-3260
Mapo-gu	B2, Holt Children's Services, 19, Yanghwa-ro, Mapo-gu, Seoul	02-3142-5482
Seodaemun-gu	244, Jeungga-ro, Seodaemun-gu, Seoul	02-375-7530
Seocho-gu	1 Center : 2F, Seocho Cultural Art Center, 201 Gangnam-daero, Seocho-gu	02-576-2852
	2 Center : 202, FP 2F, Centralcity Famille Station, 205 Sapyeong-daero, Seocho-gu	02-576-2853
Seongdong-gu	9, Muhak-ro 6-gil, Seongdong-gu, Seoul	02-3395-9445
Seongbuk-gu	# 102, Korea University Lyceum, 145, Anam-ro, Seongbuk-gu, Seoul	02-3290-1660
Songpa-gu	12, Macheon-ro 41-gil, Songpa-gu, Seoul	02-403-3844
Yeongdeungpo-gu	4F, Yeongdeungpo-gu Multicultural Family Support Center, 24-5, Yeongdeungpo-ro 84-gil, Yeongdeungpo-gu, Seoul	02-846-5432
Yangcheon-gu	Basement Level, 5-7, Nambusunhwan-ro 88-gil, Yangcheon-gu, Seoul	02-2699-6900
Yongsan-gu	3F, Multicultural Center, 224-19, Itaewon-ro, Yongsan-gu, Seoul	02-792-9174
Eunpyeong-gu	15-17, Eunpyeongro 21-gagil, Eunpyeong-gu	02-376-3731
Jongno-gu	2F, Dongbu Women Culture Center, 124, Changsin-gil, Jongno-gu, Seoul	02-764-3521
Jung-gu	10F, 460, Toegy-e-ro, Jung-gu, Seoul	02-2254-3670
Jungnang-gu	369, Yongmasan-ro, Jungnang-gu, Seoul	02-435-4149

8 Embassies in Korea

■ Asia

Nation	Address	Website	Business hours
Nepal	19, Seonjam-ro 2-gil, Seongsbuk-gu, Seoul	www.nepembseoul.gov.np	Monday through Thursday, 9:30am - 2:00pm
Malaysia	129, Dokseodang-ro, Yongsan-gu, Seoul	www.malaysia.or.kr	Monday through Friday, 9:00am - 11:30am
Mongolia	95, Dokseodang-ro, Yongsan-gu, Seoul	www.mongolembassy.com	Monday through Friday, 9:30am - 5:30pm
Bangladesh	17, Jangmun-ro 6-gil, Yongsan-gu, Seoul	www.bdembassykorea.org	Monday through Friday, 9:30am - 4:30pm
Sri Lanka	39, Dongho-ro 10-gil, Jung-gu, Seoul	www.slembassykorea.com	Monday through Friday, 9:00am - 5:00pm
Singapore	136, Sejong-daero, Jung-gu, Seoul	https://www.mfa.gov.sg/content/mfa/overseasmission/seoul.html	Monday through Friday, 9:00am - 5:30pm
India	101, Dokseodang-ro, Yongsan-gu, Seoul	www.indembassy.or.kr	Monday through Friday, 9:00am - 5:30pm
Indonesia	380, Yeouidaebang-ro, Yeongdeungpo-gu, Seoul	http://kbriseoul.kr/	Monday through Friday, 9:00am - 5:00pm
Japan	6, Yulgok-ro, Jongno-gu, Seoul	www.kr.emb-japan.go.jp	Monday through Friday, 9:30am - 4:00pm
China	27, Myeongdong 2-gil, Jung-gu, Seoul	http://kr.china-embassy.org/kor/	Monday through Friday, 9:00am - 5:30pm
Kazakhstan	53, Jangmun-ro, Yongsan-gu, Seoul	-	Monday through Friday, 09:00am - 12:00pm (Except Wednesday)
Thailand	42, Daesagwan-ro, Yongsan-gu, Seoul	www.thaiembassy.org/seoul/ko	Monday through Friday, 09:00am - 3:30pm
Pakistan	39, Jangmun-ro 9ga-gil, Yongsan-gu, Seoul	http://pkembassy.or.kr	Monday through Friday, 9:00am - 5:00pm
Vietnam	123, Bukchon-ro, Jongno-gu, Seoul	https://vietnamembassy-seoul.org/ Contact: 02-734-7948	Monday and Thursday, 9:30am - 5:30pm Tuesday, Wednesday, and Friday, 9:00am - 5:30pm
Philippines	80, Hoenamu-ro, Yongsan-gu, Seoul	www.philembassy-seoul.com	Monday through Thursday, 9:00am - 3:00pm Sunday, 09:00am - 4:00pm
Brunei	133, Jahamun-ro, Jongno-gu, Seoul	Contact: 02-790-1078	Monday through Friday, 9:00am - 5:00pm
Cambodia	12, Daesagwan-ro 20-gil, Yongsan-gu, Seoul	https://www.evisa.gov.kh/ Tel. 02-3785-1041	Monday through Friday, 9:00am - 5:00pm
Laos	30-4, Daesagwan-ro 11-gil, Yongsan-gu, Seoul	http://laembseoul.blogspot.com Contact: 02-796-1713/4	Monday through Friday, 8:30am - 5:00pm
Myanmar	12, Hannam-daero 28-gil, Yongsan-gu, Seoul	Contact: 02-790-3814	Monday through Friday, 8:30am - 5:00pm
Uzbekistan	27, Daesagwan-ro 11-gil, Yongsan-gu, Seoul	www.uzbekistan.or.kr	Monday 2:00pm-4:00pm Tuesday, Wednesday 10:00am-4:00pm Thursday, Friday 10:00am-1:00pm

■ Europe

Nation	Address	Website	Business hours
Netherlands	21-15, Jeongdong-gil, Jung-gu, Seoul	www.netherlandsandyou.nl	Monday through Friday, 9:00am - 5:30pm
Norway	21-15, Jeongdong-gil, Jung-gu, Seoul	www.norway.no/en/south-korea	Monday through Friday, 9:00am - 4:30pm
Denmark	416, Hangang-daero, Jung-gu, Seoul	http://sydkorea.um.dk/ko	Monday through Friday, 9:00am - 5:00pm
German	416, Hangang-daero, Jung-gu, Seoul	www.seoul.diplo.de/Vertretung/seoul/ko/Startseite.html	Monday, Tuesday, and Thursday, 9:00am - 12:00pm Tuesday, 1:30pm - 4:00pm Wednesday, 1:30pm - 4:30pm Friday, 08:30am - 12:00pm
Russia	43, Seosomun-ro 11-gil, Jung-gu, Seoul	http://korea-seoul.mid.ru/	Monday, Wednesday, and Friday, 9:00am - 6:00pm
Belgium	12, Itaewon-ro 45-gil, Yongsan-gu, Seoul	https://diplomatie.belgium.be/en/south_korea	Monday through Friday, 9:00am - 4:00pm
Belarus	51, Itaewon-ro 45-gil, Yongsan-gu, Seoul	www.belarus.or.kr	Monday through Friday, 9:30am - 4:30pm
Serbia	# 202, 14, Hannam-daero 27-gil, Yongsan-gu, Seoul	www.seoul.mfa.gov.rs	Monday through Friday, 9:00am - 5:00pm
Sweden	10, Sowol-ro, Jung-gu, Seoul	www.swedenabroad.com	Monday through Friday, 9:00am - 5:00pm
Switzerland	20-16, Daesagwan-ro 11-gil, Yongsan-gu, Seoul	www.eda.admin.ch/seoul	Monday through Friday, 09:00am - 12:00pm
Spain	17, Hannam-daero 36-gil, Yongsan-gu, Seoul	www.exteriores.gob.es/Embajadas/SEUL/ko/Paginas/inicio.aspx	Monday through Thursday, 9:00am - 5:00pm Friday, 9:00am - 3:00pm
Slovakia	28, Hannam-daero 10-gil, Yongsan-gu, Seoul	Contact: 02-794-3981	Monday through Friday, 9:00am - 5:00pm
Ireland	42, Jong-ro 1-gil, Jongno-gu, Seoul	www.dfa.ie/irish-embassy/republic-of-korea	Monday through Friday, 9:00am - 5:00pm
Azerbaijan	63, Itaewon-ro 45-gil, Yongsan-gu, Seoul	http://seoul.mfa.gov.az	-
United Kingdom	24, Sejong-daero 19-gil, Jung-gu, Seoul	www.gov.uk/government/world/south-korea/ko	Monday through Thursday, 09:00am - 5:15pm Friday, 9:00am - 5:00pm
Austria	1, Jong-ro, Jongno-gu, Seoul	www.bmeia.gv.at/kr/botschaft/seoul.html	Monday through Friday, 09:00am - 12:00pm
Italy	98, Hannam-daero, Yongsan-gu, Seoul	www.ambseoul.esteri.it	Monday through Friday, 9:00am - 3:00pm

Nation	Address	Website	Business hours
Czech Republic	17, Gyeonghuigung 1-gil, Jongno-gu, Seoul	www.mzv.cz/seoul	Monday through Friday, 9:00am - 5:00pm
Portugal	13, Changdeokgung 1-gil, Jongno-gu, Seoul	Contact: 02-3675-2251	Monday through Friday, 9:00am - 5:00pm
Poland	20-1, Samcheong-ro, Jongno-gu, Seoul	www.seul.msz.gov.pl	Weekdays, 9:00am - 5:00pm (Closed on Monday)
France	43-12, Seosmun-ro, Seodaemun-gu, Seoul	www.ambafrance-kr.org	Monday through Friday, 09:00am - 12:00pm
Finland	1602, Jongno 1-ga, Jongno-gu, Seoul	www.finland.or.kr	Monday through Friday, 9:00am - 5:00pm
Hungary	58, Jangmun-ro, Yongsan-gu, Seoul	http://szoul.mfa.gov.hu/kor	Monday through Friday, 09:00am - 11:00am
Bulgaria	102-8, Hannam-daero, Yongsan-gu, Seoul	Contact: 02-794-8625	Monday through Friday, 9:00am - 5:00pm
Greece	86, Cheonggyecheon-ro, Jung-gu, Seoul	Contact: 02-729-1400	Monday through Friday, 09:00am - 4:00pm
(Rome) Vatican	19, Jahamun-ro 26-gil, Jongno-gu, Seoul	Contact: 02-736-5725	Monday through Friday, 9:00am - 1:00pm
Romania	50, Jangmun-ro, Yongsan-gu, Seoul	http://coreea-romania.com/roembass.htm	Monday through Friday, 9:00am - 5:00pm
Ukraine	21, Itaewon-ro 45-gil, Yongsan-gu, Seoul	http://korea.mfa.gov.ua/ua	Monday through Friday, 9:00am - 6:00pm

■ North America

Nation	Address	Website	Business hours
United States of America	188, Sejong-daero, Jongno-gu, Korea	https://kr.usembassy.gov/ko	Monday through Friday, 09:00am - 11:15am
Canada	21, Jeongdong-gil, Jung-gu, Seoul	www.korea.gc.ca	Monday through Friday, 8:30am - 5:00pm

■ South America

Nation	Address	Website	Business hours
Dominican Republic	73, Sejong-daero, Jung-gu, Seoul	www.embadom.or.kr	Monday through Friday, 9:00am - 4:30pm
Mexico	6, Yulgok-ro, Jongno-gu, Seoul	https://embamex.sre.gob.mx/corea	Monday through Friday, 9:00am - 5:00pm
Venezuela	47, Jong-ro, Jongno-gu, Seoul	www.venezuelaemb.or.kr	Monday through Friday, 9:30am - 5:00pm
Brazil	73, Cheongwadae-ro, Jongno-gu, Seoul	http://seul.itamaraty.gov.br	Monday through Friday, 9:00am - 1:00pm
Uruguay	97, Toegy-e-ro, Jung-gu, Seoul	www.mrree.gub.uy	-
Chile	97, Toegy-e-ro, Jung-gu, Seoul	www.coreachile.org	Monday through Friday, 09:00am - 4:00pm

Nation	Address	Website	Business hours
Costa Rica	97, Toegye-ro, Jung-gu, Seoul	Contact: 02-707-9249	Monday through Friday, 9:00am - 5:00pm
Paraguay	14, Hannam-daero 27-gil, Yongsan-gu, Seoul	www.embaparcorea.org/korea	-
Argentina	206, Noksapyeong-daero, Yongsan-gu, Seoul	Contact: 02-797-0636	-
Colombia	1, Jong-ro, Jongno-gu, Seoul	Contact: 02-720-1369	Monday through Friday, 09:00am - 4:00pm
Republic of El Salvador	55, Sejong-daero, Jung-gu, Seoul	Contact: 02-753-3432	-
Gabonese Republic	239, Itaewon-ro, Yongsan-gu, Seoul	Contact: 02-793-9575	Monday through Friday, 9:00am - 3:00pm
Guatemala	30, Eulji-ro, Jung-gu, Seoul	Contact: 02-771-7582	Monday through Friday, 9:00am - 4:30pm
Honduras	11, Cheonggyecheon-ro, Jongno-gu, Seoul	Contact: 02-738-8402	Monday through Friday, 09:00am - 4:00pm
Panama	14, Hannam-daero 27-gil, Yongsan-gu, Seoul	Contact: 02-734-8610	Monday through Friday, 9:00am - 5:00pm
Peru	97, Toegye-ro, Jung-gu, Seoul	Contact: 02-757-1735	Monday through Friday, 9:00am - 5:00pm

■ Africa

Nation	Address	Website	Business hours
Republic of Ghana	120, Dokseodang-ro, Yongsan-gu, Seoul	www.ghanaembassy.or.kr	Monday through Friday, 9:00am - 4:30pm
Nigeria	13, Jangmun-ro 6-gil, Yongsan-gu, Seoul	www.nigerianembassy.or.kr	Monday through Friday, 9:30am - 5:30pm
Republic of South Africa	104, Dokseodang-ro, Yongsan-gu, Seoul	http://www.southafrica-embassy.or.kr	Monday through Thursday, 8:00am - 4:45pm Friday, 8:00am - 3:30pm
Republic of Rwanda	13, Hannam-daero 20-gil, Yongsan-gu, Seoul	http://rwanda-embassy.or.kr	Monday through Friday, 9:00am - 5:00pm
Algeria	81, Hoenamu-ro, Yongsan-gu, Seoul	www.algerianemb.or.kr	Monday through Friday, 9:00am - 5:00pm
Zimbabwe	12, Samijeon-ro 8-gil, Songpa-gu, Seoul	www.zimbabwe.or.kr/rb	-
Kenya	38, Hoenamu-ro 44-gil, Yongsan-gu, Seoul	www.kenya-embassy.or.kr	Monday through Friday, 9:00am - 5:00pm
Republic of Cote d'Ivoire	55, Sejong-daero, Jung-gu, Seoul	www.cotedivoirembassy.or.kr/xe	Monday through Friday, 9:30am - 4:30pm
Democratic Republic of the Congo	32, 63-ro, Yeongdeungpo-gu, Seoul	Contact: 02-722-7958	Monday through Friday, 10:00am - 4:00pm
Republic of Ecuador	47, Jong-ro, Jongno-gu, Seoul	http://coreadelsur.embajada.gob.ec	Monday through Friday, 9:30am - 3:30pm
Egypt	114, Dokseodang-ro, Yongsan-gu, Seoul	Contact: 02-749-0787	Monday through Friday, 9:00am - 3:00pm
Morocco	32, Jangmun-ro, Yongsan-gu, Seoul	Contact: 02-793-6249	Monday through Friday, 9:30am - 4:30pm

Nation	Address	Website	Business hours
Libya	Libya	Contact: 02-797-6001	Monday through Friday, 9:30am - 3:00pm
Republic of Sudan	Republic of Sudan	www.sudanseoul.net	Monday through Friday, 9:00am - 4:30pm
Tunisia	Tunisia	Contact: 02-790-4334	Monday through Friday, 9:00am - 5:00pm

■ Oceania

Nation	Address	Website	Business hours
New Zealand	21-15, Jeongdong-gil, Jung-gu, Seoul	www.nzembassy.com	Monday through Friday, 9:00am - 5:30pm
Papua New Guinea	81, Sambong-ro, Jongno-gu, Seoul	www.papuanewguineambassy.kr	Monday through Friday, 9:00am - 5:00pm
Australia	1, Jong-ro, Jongno-gu, Seoul	http://southkorea.embassy.gov.au	Monday through Friday, 9:00am - 5:00pm

■ Middle East

Nation	Address	Website	Business hours
Lebanon	5, Hoenamu-ro 41-gil, Yongsan-gu, Seoul	http://www.seoul.mfa.gov.lb	Monday through Friday, 9:00am - 3:00pm
Afghanistan	90, Dokseodang-ro, Yongsan-gu, Seoul	Contact: 02-793-3535	Monday through Friday, 9:30am - 4:00pm
Islamic Republic of Iran	45, Jangmun-ro, Yongsan-gu, Seoul	Contact: 02-793-7751	Monday through Friday, 8:30am - 4:30pm Saturday, 8:30am - 12:30pm
Israel	11, Cheonggyecheon-ro, Jongno-gu, Seoul	http://embassies.gov.il	Monday through Friday, 9:00am - 5:00pm Friday, 9:00am - 3:00pm
Iran	45, Jangmun-ro, Yongsan-gu, Seoul	http://seoul.mfa.ir	Monday through Friday, 8:30am - 4:30pm Saturday, 8:30am - 12:30pm
Kuwait	49, Gyeonghuigung-gil, Jongno-gu, Seoul	Contact: 02-749-3688	Monday through Friday, 09:00am - 4:00pm
Oman	9, Saemunan-ro 3-gil, Jongno-gu, Seoul	Contact: 02-790-2431	Monday through Friday, 09:00am - 4:00pm
Qatar	48, Jangmun-ro, Yongsan-gu, Seoul	Contact: 02-798-2444	Monday through Friday, 9:30am - 4:00pm
Saudi Arabia	37, Noksapyeong-daero 26-gil, Yongsan-gu, Seoul	http://embassies.mofa.gov.sa/sites/SouthKorea/AR/Pages/default.aspx	Monday through Friday, 9:00am - 5:00pm
Turkey	40, Dongho-ro 20na-gil, Jung-gu, Seoul	http://seul.be.mfa.gov.tr	Monday through Friday, 9:00am - 6:00pm
United Arab Emirates	118, Dokseodang-ro, Yongsan-gu, Seoul	http://uae-embassy.ae/Embassies/kr	Monday through Friday, 09:00am - 3:30pm

9 District (Gu) Offices

Gu	Address	Website	Contact (Holiday/Night-duty room)
Jongno-gu	43, Sambong-ro, Jongno-gu, Seoul	www.jongno.go.kr [Korean, English, Japanese, and Chinese]	02-2148-1114 (02-2148-1111)
Jung-gu	17, Changgyeonggung-ro, Jung-gu, Seoul	www.junggu.seoul.kr [Korean, English, Japanese, Chinese, and Russian]	02-3396-4114
Yongsan-gu	150, Noksapyeong-daero, Yongsan-gu, Seoul	http://yongsan.go.kr [Korean, English, Japanese, Chinese, French, Spain, German, and Vietnam]	02-2199-6114 (02-2199-6300)
Seongdong-gu	270, Gosanja-ro, Seongdong-gu, Seoul	www.sd.go.kr [Korean, English, Japanese, and Chinese]	02-2286-5114 (02-2286-5200)
Gwangjin-gu	117, Jayang-ro, Gwangjin-gu, Seoul	www.gwangjin.go.kr [Korean, English, Japanese, and Chinese]	02-450-1114 (02-450-1300)
Dongdaemun-gu	145, Cheonho-daero, Dongdaemun-gu, Seoul	www.ddm.go.kr/ [Korean, English, Japanese, and Chinese]	02-2127-5000 (02-2127-4000)
Jungnang-gu	179, Bonghwasan-ro, Jungnang-gu, Seoul	www.jungnang.go.kr [Korean, English, Japanese, and Chinese]	02-2094-0114 (02-2094-2094,1112-4)
Seongbuk-gu	168, Bomun-ro, Seongbuk-gu, Seoul	www.seongbuk.go.kr [Korean, English, Japanese, and Chinese]	02-2241-3114
Gangbuk-gu	13, Dobong-ro 89-gil, Gangbuk-gu, Seoul	www.gangbuk.seoul.kr [Korean, English, Japanese, and Chinese]	02-901-6114 (02-901-6111-3)
Dobong-gu	656, Madeul-ro, Dobong-gu, Seoul	www.dobong.go.kr [Korean, English, Japanese, Chinese, and Vietnamese]	02-2091-2120, (2091)
Nowon-gu	437, Nohae-ro, Nowon-gu, Seoul	www.nowon.kr [Korean, English, Japanese, and Chinese]	02-2116-3114 (02-2116-3000, 3301)
Eunpyeong-gu	196, Eunpyeong-ro, Eunpyeong-gu, Seoul	www.ep.go.kr [Korean, English, Japanese, and Chinese]	02-351-6114 (02-351-6041-5)
Seodaemun-gu	248, Yeonhui-ro, Seodaemun-gu, Seoul	www.sdm.go.kr [Korean, English, Japanese, and Chinese]	02-330-1114 (02-330-1599, 1300)
Mapo-gu	212, World Cup-ro, Mapo-gu, Seoul	www.mapo.go.kr [Korean, English, Japanese, and Chinese]	02-3153-8115 (02-3153-8100)
Yangcheon-gu	105, Mokdongdong-ro, Yangcheon-gu, Seoul	www.yangcheon.go.kr [Korean, English, and Chinese]	02-2620-3114 (02-2620-3000)

Gu	Address	Website	Contact (Holiday/Night-duty room)
Gangseo-gu	302, Hwagok-ro, Gangseo-gu, Seoul	www.gangseo.seoul.kr [Korean and English]	02-2600-6114 (02-2600-6330)
Guro-gu	245, Gamasan-ro, Guro-gu, Seoul	www.guro.go.kr [Korean, English, and Chinese]	02-860-2114, 2127~9 (02-860-2330)
Geumcheon-gu	70, Siheung-daero 73-gil, Geumcheon-gu, Seoul	www.geumcheon.go.kr [Korean, English, and Japanese]	02-2627-2114 (02-2627-2300,2330)
Yeongdeungpo-gu	123, Dangsang-ro, Yeongdeungpo-gu, Seoul	www.ydp.go.kr [Korean, English, Japanese, and Chinese]	02-2670-3114 (02-2670-3000)
Dongjak-gu	161, Jangseungbaegi-ro, Dongjak-gu, Seoul	www.dongjak.go.kr [Korean, English, Japanese, and Chinese]	02-820-1114 (02-820-1119)
Gwanak-gu	145, Gwanak-ro, Gwanak-gu, Seoul	www.gwanak.go.kr [Korean and English]	02-879-5000 (02-879-6000, 7000)
Seocho-gu	2584, Nambusunhwan-ro, Seocho-gu, Seoul	www.seocho.go.kr [Korean, English, Japanese, Chinese, and French]	02-2155-6114 (02-2155-6100~3)
Gangnam-gu	426, Hakdong-ro, Gangnam-gu, Seoul	www.gangnam.go.kr [Korean, English, Japanese, Chinese, and Russian]	02-3423-5114 (02-3423-6000~3)
Songpa-gu	326, Olympic-ro, Songpa-gu, Seoul	http://www.songpa.go.kr [Korean, English, Japanese, and Chinese]	02-2147-2000 (02-2147-2200~4)
Gangdong-gu	25, Seongnae-ro, Gangdong-gu, Seoul	www.gangdong.go.kr [Korean and English]	02-3425-7200 (02-3425-5000)

10 Useful Contact Numbers

Organization	Contact
City gas accident report	1544-4500
KEPCO electric report	123
Water utility report	121
Directory assistance	114
Weather forecasting	131


Organization	Contact
Transport information	1333
Social Welfare Service Call Center	129
School Violence Hotline	117
Help Call for Teenagers	1388
Suicide Prevention Center	1577-0199

11 Emergency Contact Numbers

Organization	Contact
Korean National Police Agency	112
Dasan Seoul Call Center	120
Korea Tourism Organization Tourist Information Center	1330
Language Volunteer Group BBB Korea	1588-5644
Cyber terrorism report	118

Organization	Contact
119 for emergency	119
Immigration Contact Center	1345
Danuri Helpline	1577-1366
Railway crime report	1588-7722
Women's hotline	1366





출판물명 | 서울생활안내

초판 1쇄 발행일 | 2017년 12월

2쇄 발행일 | 2018년 12월

판명과 판수 | 2쇄

발행인 | 서울특별시장 박원순

편집인 | 글로벌센터운영팀장 폴카버

발행처 | 서울특별시

주소 | 서울특별시 중구 세종대로 110

제작부서 | 외국인다문화담당관

전화 | 02-2075-4180


디자인·인쇄 | (주)티앤아이미디어

저작권 | copyright© 서울특별시 ※본 저작물의 저작권 및 판권은 서울특별시에 있습니다.

판매가격 | 비매품

ISBN | 979-11-6161-134-1

출판일련번호 | 여성911-0012



Guidebook for Living in Seoul

Not for Sale/Free



9 791161 611341
ISEN 979-11-6161-134-1